

## **Section 3 Playing Pitch Strategy for each area including summary of key findings and recommendations**

### **Hereford Area**

### **Herefordshire Playing Pitch Assessment**

**On Behalf of Herefordshire Council  
October 2012**

**Ruth Jackson MA MRTPI  
Principal Leisure and Countryside Recreation Officer  
Herefordshire Council**

## Contents

1. Area Profile
2. Supply: Quantitative Assessment
3. Qualitative Assessment:
4. Demand: Research and Consultation
5. Adequacy of Current Provision: The Playing Pitch Methodology
6. Predicting the Future
7. Developing Local Standards
8. Recommendations and Future Actions for Hereford Area

## Hereford Area: Supply and Demand

### 1. Area Profile

#### 1.1 Planning Background

- 1.1.1 Herefordshire Council commissioned GL Hearn to prepare a Local Housing Requirement Study (October 2011) to inform the development of the Local Development Framework Core Strategy. This includes demographic projections for population, households and dwellings, taking account of past demographic trends and forecast economic performance. The plan period covers 2011 – 31 and the analysis sets out the projections for population and housing growth for the county across seven sub Housing Market Areas. (HMAs) including Hereford. A full list of all sub HMAs can be found in the Strategic Overview.

#### 1.2 Hereford Housing Market Area.

1.2.1 **Table 1: Hereford HMA:**

HMA	Housing Target (Rural wards)	Housing Target (Hereford City)	Wards
Hereford	1,870	6,500	Hereford City: <ul style="list-style-type: none"><li>• Aylestone,</li><li>• Belmont,</li><li>• Central,</li><li>• St Martins &amp; Hinton</li><li>• St Nicholas</li><li>• Three Elms</li><li>• Tupsley</li></ul> Rural Wards: <ul style="list-style-type: none"><li>• Burghill</li><li>• Holmer &amp; Lyde</li><li>• Credenhill</li><li>• Hagley</li><li>• Hollington</li><li>• Sutton Walls</li><li>• Stoney Street</li><li>• Backbury</li><li>• Wormsley Ridge</li></ul>

### **1.3 Population**

- 1.3.1 Hereford Area has an estimated population (2010 mid-year estimates) of 81,600 residents (45% of the county's population).
- 1.3.2 To help analyse the profile of the area and to take account of the strategic housing sites described below in 2.0.2 the area has been divided into four areas, which take account of both the city and rural nature of the area and split the city as follows: Hereford City East, Hereford City South and Hereford City North/West.
- 1.3.3 **Hereford City East** includes: **Aylestone, Tupsley and Central wards** and is home to approximately 43% of the total population for this area. The area has a younger age profile than Herefordshire overall with most of the area having a relatively low proportion of people aged 65 and over. Central ward has an especially high proportion of people of working age, particularly younger adults (<45 year olds). The proportion of children varies across this part of the city.
- 1.3.4 **Hereford City South** includes **St Martins & Hinton and Belmont wards** and is home to approximately 26% of the total population for this area. The area has a notably younger profile than the county as a whole. It has a relatively high proportion of children.
- 1.3.5 **Hereford City North/West** includes: **Three Elms and St Nicholas wards** and is home to approximately 43% of the total population for this area. The area has a younger age profile than Herefordshire overall with most of the area having a relatively low proportion of people aged 65 and over. The proportion of children varies across this part of the city.
- 1.3.6 **Hereford Rural** includes **Burghill, Holmer & Lyde, Credenhill, Hagley, Hollington, Sutton Walls, Stoney Street, Backbury, Wormsley** and is home to approximately 28% of the total population for this area and has a greater proportion of working age people compared to the rest of the county. Some areas have a lower proportion of children compared to the rest of the county. Whilst some areas have a notably young age profile compared to other areas in Herefordshire, with a relatively high proportion of children, second only to Hereford City South. The proportion of people who are economically retired or over the age of 75 varies across the wards.
- Herefordshire Council Research Team*

## **1.4 Market Segmentation**

1.4.1 Sport England's Market segmentation identified that the following "types" are the most dominant market segments in the Hereford Area:

### **Hereford City**

- Philip 46 – 55, Comfortable mid-life males: Most active type within this peer group participating in a number of activities including team sports, racquet games and technical sports
- Kevin 35 – 45, less active than peer group but enjoys team games especially football
- Paula 26 – 45, single mum , not very active, childcare issues and little time for pleasure
- Jackie 36 – 45, middle England mum, juggling work and family. Average participation in sport.
- Tim 26 – 35, Settling down males: very active enjoying high intensity activity; enjoys technical sports as well as team games and individual activity
- Elsie and Arnold 66+ Retirement home singles: much less active than others in their group: activities include walking, swimming and bowls
- Jamie 18 – 25 student, very active, takes part regularly in a range of sporting activity. (more in the north of the city)
- Roger and Joy 56 – 65, Early retired couple: slightly less active than average enjoying keep fit and swimming, bowls, golf and angling include swimming, the gym. (more in the north of the city)

### **Hereford Rural**

- Tim 26 – 35, Settling down males: very active enjoying high intensity activity; enjoys technical sports as well as team games and individual activity
- Ralph and Phylis 66+ Comfortable retired couple: generally less active than the average adult population, but their activity levels are higher than others in their age range: activities include swimming, the gym, bowls and golf.

*Sport England and Experian Ltd. 2010, Measure: Sport Market Segmentation*

## **2. Supply: Quantitative Assessment**

2.0 This section considers the quantitative assessments of the grass playing pitch provision for football, cricket and rugby. Provision for Hockey is also considered and the use of Artificial Turf Pitches (ATPs) or grass pitches in the area. It also provides details of bowls and tennis.

2.0.1 To help plan for future needs arising from the Hereford HMA Housing targets to 2031, which include 6,500 in the city and 1,870 in the rural wards, the assessment for the Hereford City has been split into 3 sub areas with a

separate assessment for the rural wards as well as one overarching assessment of the whole area. The sub areas will cover where the housing growth and in particular the strategic housing sites are to be delivered in the city and will therefore help to shape where the development of new and existing sports pitches are best placed to meet the needs of both existing and future residents. According to the GL Hearn study overall the population in the Hereford HMA is expected to increase by 13.3 % by 2031.

2.0.2 In Hereford City the strategic housing sites will deliver 3, 300 new homes in the following locations:

- North: 500 dwellings at Holmer
- South: 1,000 dwellings at Lower Bullingham
- West: 1,000 dwellings at Three Elms
- Central: 800 dwellings at the Urban Village

To take account of these housing sites the 3 sub areas for Hereford City are as follows:

- **North West** (Holmer & Three Elms strategic housing sites) Wards: Three Elms & St Nicholas
- **South** (Lower Bullingham strategic housing site) Wards: St Martins & Belmont
- **East** (urban village ) Wards: Aylestone, Tupsley & Central

A separate assessment will be undertaken for the rural wards to include:

- **Burghill, Holmer & Lyde, Credenhill, Hagley, Hollington, Sutton Walls, Stoney Street, Backbury and Wormsley**

An overview of the Hereford HMA is also included.

## **2.1 Current Provision**

### **2.1.1 Hereford Area (Hereford City and Rural Parishes)**

There are a total of **119** pitches for football, cricket, rugby and hockey pitches in the area. This figure includes all known public, private, school and other pitches whether they are in secured public use or not.

2.1.2 The full schedule and location of pitches are attached in Appendix 1

2.1.3 The existing pitches comprise of the following:

- 19 x Cricket (+ 1 site no longer in use and 1 “detached pitch at Bishop of Bluecoat school)
- 37 x senior Football (+ 4 sites no longer in use and 1 3G)
- 15 x junior Football: + 1 small ATP (There are some unknowns at: Sutton Primary School, which is new, Blackmarstons School which is private and Holme Lacy College. Withington Parish Council is in the process of developing pitches at the village hall site.
- 4 x 9 v 9 pitches (juniors)

- 26 x mini Football
- 13 x senior Rugby (current pitches at Wyeseide: proposed to close and relocate to new site at Holywell Gutter Lane: Planning permission for pitches)
- 1 x midi/junior Rugby
- 3 x hockey - 1 at Hereford Leisure Centre (sand based), 1 at Whitecross PFI High School (sand based) and 1 at Hereford 6<sup>th</sup> Form (sand based)

2.1.4 In addition there are:

- 21 tennis courts + 1 small Artificial Turf Pitch(ATP) at Wellington used for tennis
- 5 bowling greens,
- 4 golf courses
- 1 athletics track (the only one in the county).
- 

2.1.5 There are also pitches “no longer in use” at:

- Lads Club Cricket Ground, Hereford City
- Amberley Village Sports Ground

2.1.6 During the 2011/12 season, Herefordshire Council marked out a number of 9 v 9 pitches on its sites, reducing the number of full size pitches, to accommodate and meet the needs of the Football Association to help the development of the youth game on the following sites:

- King George (Hfd) – Reduction of 1 x full size pitch and removal of 1 mini pitch to provide 1 x 9 v 9
- Tupsley Quarry - Reduction of 1 x full size to provide a 9 v 9 ( as there is no changing at this facility).
- Old School Lane - Reduction of 1 x full size to provide a 9 v 9
- Inco's pitch (grandstand road) Provision of a 9 v 9 (the only pitch at this site)

2.1.7 The following data shows the total number of pitches across the Hereford Area, including Hereford City and the Rural parishes and numbers for Hereford City only and the Rural parishes only.

2.1.8 **Hereford Area (Hereford City and Rural Parishes)**

Of the total 119 pitches, 72 (60%) are senior full size pitches. Total 16 + population using the 2010 mid-year estimates (rounded figures) is **66,900**. This equates to circa one pitch for every 929 adults (16+) in the study area. This ratio of pitches to adults compares reasonably to many other areas including England as a whole.

2.1.9 Of these 72 senior pitches 44 are in secured community use, with a further 6 senior pitches on school sites currently used by clubs on an informal basis.

2.1.10 **Hereford City: All urban wards:**

Of the 79 pitches, 52 (66%) are senior full size pitches. Total 16+ population using the 2010 mid-year estimates (rounded figures) is **46,500**. This equates to circa 1 pitch for every 894 adults. This ratio of pitches to adults is less than the total for the whole area as this is where the greatest population for the area resides, but it still compares reasonably when to many other areas including England as a whole.

2.1.11 Of these 52 senior pitches 28 are in secured community use, with a further 1 senior pitches on school sites currently used by clubs on an informal basis.

2.1.12 **Rural Parishes:**

Of the total 40 pitches, 20 (50%) are senior full size pitches. Total 16 + population using the 2010 mid-year estimates (rounded figures) in the rural wards is **20,400** This equates to circa one pitch for every 1020 adults (16+) in the study area. This ratio of pitches to adults compares averagely to many other areas including England as a whole but it should be noted this is where the least population reside.

2.1.13 Of these 20 pitches 16 are in secured community use; with a further 1 senior pitch on a school site currently used by a club on an informal basis.

2.1.14 Full descriptions of community and non community use are shown below in Table 2 and section 2.2 which provides further details of community access to pitches.

**Table 2: Pitch Ratios**

<b>Local Authority</b>	<b>Ratio (Pitches: adults)</b>
Kennett District Council	1:365
St Albans City and District Council	1:540
Chichester District Council	1:599
South Somerset District Council	1:608
Halton Borough Council	1:677
Staffordshire Moorlands District Council	1:761
Lichfield District Council	1:766
North Lincolnshire Council	1:773
North Wiltshire District Council	1:804



Derwentside District Council	1:815
Kirklees Metropolitan Borough Council	1:867
<b>Hereford City wards</b>	<b>1:894</b>
South Ribble Borough Council	1:891
<b>Hereford Area (Total)</b>	<b>1:929</b>
Swindon	1:926
<b>Hereford Rural Wards</b>	<b>1:1020</b>
Adur District Council	1:947
Rochdale Metropolitan Borough Council	1:968
<b>England</b>	<b>1:989</b>
Ipswich Borough Council	1:992
Northamptonshire County	1:1,015
St Helens	1:1,050
Portsmouth City Council	1:1,100
Tamworth Borough Council	1:1,221
Sandwell MBC	1:1,327
Wolverhampton City Council	1:1,537

*Data used from PMP Consultant's studies.*

## 2.2 Accessibility

- 2.2.1 In line with “Towards a Level Playing Field: a manual for the production of a Playing Pitch Strategy” (Sport England 2003) the definition used for “community pitches” is those with “secured community use”. In practise this definition embraces:

**Table 3: Community Use Categories**

CATEGORY	DEFINITION	SUPPLEMENTARY INFORMATION
A (i)	<b>Secured Community Pitches</b>	Pitches in local authority or other public ownership or management
A (ii)		Pitches in the voluntary, private or commercial sector which are open to members of the public
A (iii)		Pitches at education sites which are available for use by the public through formal community use arrangements*
B	<b>Used by Community, but not secured</b>	Pitches not included in the above, that are nevertheless available for community use e.g. school/college pitches without formal use agreements
C	<b>Not open for Community use</b>	Pitches at establishments which are not, as a matter of policy or practice, available for hire by the public

- Where there is a charge it must be reasonable and affordable for the majority of the local community.
- Pitches in secured community use are pitches that are available for community use by community teams and whose future is secured for the coming seasons by one of the following:
  - A formal community use agreement
  - A leasing/management arrangement between the school and LEA requiring the pitches to be available to community teams
  - A policy of community use minuted by the school or LEA including tariff of charges
  - Minutes of the board of school governors allowing use of pitches by community teams
  - Written commitment from the school to the current community team using the pitches.

2.2.2 The future use of pitches on school sites which are used by the community, either through a formal or informal agreement is unquantifiable as most of these schools are now Academy's and Trusts placing a question mark over their future use. Sport England consider only those with a formal agreement as being secure for future use, but given the importance of the use of pitches informally to a number of clubs, the assessment considers 2 scenarios one including the informal use pitches to take account of this.

2.2.3 Scenario 1: Of the 119 pitches identified, 54 are secured for use by the community as described under section A above (A(i) A(ii) A(iii)).

2.2.4 Scenario 2: There are also a number of school sites are currently used by clubs or formal games but not formally secured as described under section B above. Including these pitches, the number of pitches used by the community both formally and informally is 63.

2.2.5 The total number of pitches include 5 Artificial Turf Pitches, 3 of which are secured for community use, (A(i) A(ii) A(iii)), with a further 2 used by the community but not formally secured (B).

2.2.6 The number of schools either having secured or are currently seeking "Academy & Trust Status" across the area are set out below. The main issues over future community use are the lack of Local Authority control placing Academy's and Trusts in the driving seat and no guarantee of future community use. In particular those clubs using facilities on an informal basis currently are seen as being most at risk. As of 2012 the following schools in the Hereford Area have either secured Academy & Trust status or are seeking it.

### Senior Schools seeking Academy Status

- Hereford Academy: – academy status since 01/09/08:
  - 1 x 3G pitch (constructed 2011) part funded via Football Foundation. Development Plan produced with Herefordshire Football Association. Community Use Agreement in place. This is included in the assessment as being secured for community use with no risk.
  - Grass pitches currently under-construction. Will include 1 x senior football, 1 x rugby. Will not be operational for 12 – 18 months. Community use is unlikely due to the additional wear and tear impacting on school use. These pitches are not included in the demand modelling.
  - MUGA. Under construction. Will be let out for community use. This could provide limited training opportunities.
  - Tennis courts. Under construction.
- Whitecross High School, Hereford (Specialist Sports College): – seeking academy status: April 2012
  - 2 x football grass pitches: Not available for community use all the year round.
  - 1 x Sand based Artificial Turf Pitch: Currently used by Hereford Hockey Club for league matches.

Currently an outside agency (ALM) organise use of the sports pitches. They have a system in place to hire out to the local community from 6pm but this is not a formal community use agreement. Once the school become an academy this will not change. The pitches are not used for club matches but mainly for training purposes given they are floodlit. However, they have been rated as below average suggesting a high level of use. These pitches are included in the assessment but as a potential risk as it is not a formal agreement. The pitches are not available all year round for football as they are used also for rugby. Therefore they have not been counted as a football facility within this assessment.

- St Mary's High School (federated with St Joseph's Primary School): – seeking Trust/Foundation status. Currently further work needs to be undertaken.
  - 1 x Senior Football – currently not available for community use due to drainage issues.
  - 1 x Rugby
  - 1 x Cricket: - currently used by Bartestree and Lugwardine Cricket Club for league matches. There is no formal use agreement in place and the school has indicated that it does not wish to open up pitch facilities for community use in the future. These pitches are included in the demand modelling but as a risk.

## Junior Schools seeking Academy and Trust Status

- Stretton Sugwas Primary School: - Academy Status as of 1<sup>st</sup> April 2012. Currently no formal community use
  - 1 x junior football:
- Lugwardine Primary School: - Academy Status as of 1<sup>st</sup> April 2012. Currently no formal community use.
  - 1 x mini football
- St Paul's Primary School, Hereford: - Academy Status as of 1<sup>st</sup> April 2012. Currently no formal community use.
  - 2 x mini football
  - 1 x cricket
- Mordiford Primary School: - seeking Academy Status September 2012. Currently no formal community use
  - 1 x mini football.

2.2.7 Junior Schools with single junior/mini pitches are in most cases not consider suitable for community use. They are unlikely to have space capacity above school curricular use and therefore unable to sustain additional community use on a regular basis. For this reason they are not considered in either scenario for community use.

2.2.8 A number of senior and junior schools offer community use for club league games but have no formal community use and as such they are seen as a risk and identified in scenario 2. These are:

### Senior

- Aylestone Business and Enterprise College: Victoria Park pitches. Offer community use but not secured as Hereford United currently use the facility as a training base therefore it is currently unavailable to other teams:
  - 1 x adult football: only available currently to Hereford United for training purposes.
- Bishops High School: Offer community use on a detached school pitch to a local Cricket Club. It is understood that the school has indicated it will consider future use. Currently a "detached" pitch is used by Bishops School Cricket Club and Herefordian's Cricket Club.
- St Mary's High School: Offer community use to a local cricket club. It is understood that the school has indicated that future community use of their pitch is in doubt.

### Junior

- Broadlands Primary School: -
  - 2 x mini football: currently used by Phoenix Football Club (juniors and

minis)

- Hampton Dene Primary School:
  - 2 x mini football: currently used by Phoenix Football Club (juniors and minis) Kemble special Football Club, Hereford Girls Juniors.

It is noted that both these school sites have been given poor and below average ratings for their pitches.

2.2.9 Information on existing community use agreements on school sites is currently not complete particularly for junior schools and it is recommended that further research is undertaken on school sites which have additional pitches.

2.2.10 Table 4 below highlights the use of each site in the area.

**Table 4: Community/non community use pitches in Hereford Area**

CATEGORY	DEFINITION	SUPPLEMENTARY INFORMATION
<b>Aylestone Ward</b>		
A (i) Secured Community Use Pitches (LA/Public sector)	Aylestone Ward	Nil
A(ii) Secured Community Use Pitches (voluntary/private/commercial)	Aylestone Ward	Nil
A (iii) Secured Community Use Pitches (Education sites with formal community use agreement)	Aylestone Ward	Nil
B (Used by the community but not secured)	Aylestone Ward	<b>PP12 Broadlands Primary School</b> <ul style="list-style-type: none"> <li>• 2 x mini football: <b>used by Phoenix juniors and minis FC</b></li> </ul>
C (Not open for community use) (mostly single pitch sites on school grounds)	Aylestone Ward	<b>PP4 Aylestone School/Victoria Park</b> <ul style="list-style-type: none"> <li>• 1 x senior rugby</li> <li>• 1 x cricket</li> </ul> <b>PP4 Aylestone School/Victoria Park</b> <ul style="list-style-type: none"> <li>• 1 x senior football: <b>used by Hereford United only for training</b></li> </ul> <b>PP3 Aylestone High School</b> <ul style="list-style-type: none"> <li>• 2 x senior football (<b>other community use at the school</b>)</li> </ul> <b>PP75 St Francis Xaviers Primary School</b> <ul style="list-style-type: none"> <li>• 1 x mini football</li> </ul>
<b>Three Elms Ward</b>		
A (i) Secured Community Use Pitches (LA/Public sector)	Three Elms Ward	<b>PP162 Hereford Leisure Centre</b> <ul style="list-style-type: none"> <li>• 4 x senior football</li> <li>• 1 x cricket (synthetic strip)</li> </ul> <b>PP187 HFA County Ground (Lads Club)</b> <ul style="list-style-type: none"> <li>• 1 X Senior football</li> </ul> <b>PP170 Widemarsh common</b> <ul style="list-style-type: none"> <li>• 1 x senior football</li> <li>• 1 x mini football</li> <li>• 1 x cricket</li> </ul> <b>PP153 Hereford Leisure Centre</b> <ul style="list-style-type: none"> <li>• 1x ATP</li> </ul>

		<b>PP131 Bulmers Cricket Ground</b> <ul style="list-style-type: none"> <li>• 1 x cricket</li> </ul> <b>PP252 Grandstand Road</b> <ul style="list-style-type: none"> <li>• 1 x 9 v 9 football</li> </ul>
A(ii) Secured Community Use Pitches (voluntary/private/commercial)	Three Elms Ward	<b>PP183 Allpay Park, Widemarsh Common</b> <ul style="list-style-type: none"> <li>• 1 x senior football</li> </ul> <b>PP223 Hereford City Sports Club</b> <ul style="list-style-type: none"> <li>• 1 x senior football</li> <li>• 1 x senior cricket</li> <li>• 1 x senior rugby</li> </ul> <b>PP222 Hereford Rugby Club</b> <ul style="list-style-type: none"> <li>• 2 x senior rugby</li> <li>• 1 x midi rugby: <b>new site to be developed planning approved: Holywell Gutter Lane. Current site's future use unknown but will remain as POS.</b></li> </ul>
A (iii) Secured Community Use Pitches Education sites with formal community use agreement	Three Elms Ward	Nil
B (Used by the community but not secured)	Three Elms Ward	<b>PP161 Hereford Sixth Form</b> <ul style="list-style-type: none"> <li>• 1 x ATP – sand based(hockey) <b>(used by the community)</b></li> </ul>
C (Not open for community use) (mostly single pitch sites on school grounds)	Three Elms Ward	<b>PP161 Hereford Sixth Form</b> <ul style="list-style-type: none"> <li>• 1 x senior football</li> </ul>
<b>Belmont Ward</b>		
A (i) Secured Community Use Pitches (LA/Public sector)	Belmont Ward	<b>PP172 Newton Farm Playing Fields</b> <ul style="list-style-type: none"> <li>• 2 x senior football</li> </ul>
A(ii) Secured Community Use Pitches (voluntary/private/commercial)	Belmont Ward	Nil
A (iii) Secured Community Use Pitches Education sites with formal community use agreement	Belmont Ward	Nil
B (Used by the community but not secured)	Belmont Ward	Nil
C (Not open for community use) (mostly single pitch sites on school grounds)	Belmont Ward	Nil
<b>Tupsley Ward</b>		
A (i) Secured Community Use Pitches (LA/Public sector)	Tupsley Ward	<b>PP145 Gorsty Lane Football Ground</b> <ul style="list-style-type: none"> <li>• 1 x senior football</li> </ul> <b>PP182 Tupsley Quarry Football Ground (no changing)</b> <ul style="list-style-type: none"> <li>• 1 x 9v9 football</li> <li>• 1 x mini football</li> </ul>
A(ii) Secured Community Use Pitches (voluntary/private/commercial)	Tupsley Ward	<b>PP188 Old School Lane Playing Fields</b> <ul style="list-style-type: none"> <li>• 1 x 9 v 9 football</li> </ul>
A (iii) Secured Community Use Pitches Education sites with formal community use agreement	Tupsley Ward	Nil
B (Used by the community but not secured)	Tupsley Ward	<b>PP31 Hampton Dene Primary School</b> <ul style="list-style-type: none"> <li>• 2 x mini football: <b>used by</b></li> </ul>

		<p>Phoenix juniors and minis FC, Kemble House special football team and Hereford Girls Juniors</p> <p>PP103 Whitecross PFI High School</p> <ul style="list-style-type: none"> <li>1 x ATP: Used by Hereford Hockey Club</li> </ul> <p>PP5 Bishops Bluecoat High School</p> <ul style="list-style-type: none"> <li>Cricket: no use of school pitch but use of a “detached” pitch by Bishops school Cricket Club, Herefordians Cricket Club</li> </ul>
C (not open for community use) (mostly single pitch sites on school grounds)	Tupsley Ward	<p>PP171 Hereford United Ground</p> <ul style="list-style-type: none"> <li>1 x senior football</li> </ul> <p>PP103 Whitecross PFI High School</p> <ul style="list-style-type: none"> <li>2 x senior football:</li> </ul> <p>PP5 Bishops Bluecoat High School</p> <ul style="list-style-type: none"> <li>2 x rugby</li> <li>1 x cricket</li> </ul> <p>PP83 St Pauls Primary School (other community use at the school)</p> <ul style="list-style-type: none"> <li>2 x mini football</li> <li>1 x cricket</li> </ul> <p>PP89 Bishops of Hereford (other community use at the school)</p> <ul style="list-style-type: none"> <li>3 x rugby</li> </ul> <p>PP90 Trinity Primary School (other community use at the school)</p> <ul style="list-style-type: none"> <li>2 x mini football</li> </ul> <p>PP76 St James’s Primary School</p> <ul style="list-style-type: none"> <li>1 x mini football</li> </ul> <p>PP85 St Thomas Cantilupe Primary School</p> <ul style="list-style-type: none"> <li>1 x mini football</li> </ul> <p>PP239 Blackmarston School</p>
<b>Central Ward</b>		
A (i) Secured Community Use Pitches (LA/Public sector)	Central Ward	Nil
A(ii) Secured Community Use Pitches (voluntary/private/commercial)	Central Ward	Nil
A (iii) Secured Community Use Pitches Education sites with formal community use agreement	Central Ward	Nil
B (Used by the community but not secured)	Central Ward	Nil
C (not open for community use) (mostly single pitch sites on school grounds)	Central Ward	Nil
<b>St Martins &amp; Hinton Ward</b>		
A (i) Secured Community Use Pitches (LA/Public sector)	St Martins & Hinton Ward	<p>PP257 King George V Playing Fields</p> <ul style="list-style-type: none"> <li>5 x senior football</li> <li>1 x 9 v 9</li> <li>1 x mini</li> <li>1 x cricket</li> </ul>
A(ii) Secured Community Use Pitches (voluntary/private/commercial)	St Martins & Hinton Ward	Nil
A (iii) Secured Community Use	St Martins & Hinton Ward	PP32 Hereford Academy

Pitches Education sites with formal community use agreement		<ul style="list-style-type: none"> <li>1 x 3G pitch</li> </ul>
B (Used by the community but not secured)	St Martins & Hinton Ward	Nil
C (not open for community use) (mostly single pitch sites on school grounds)	St Martins & Hinton Ward	<b>PP67 Our Lady's Primary School (other community use at the school)</b> <ul style="list-style-type: none"> <li>2 x mini football</li> </ul> <b>PP79 St Martins Primary School (other community use at the school)</b> <ul style="list-style-type: none"> <li>3 x mini football</li> </ul> <b>PP35 Hunderton Infants School</b> <ul style="list-style-type: none"> <li>2 x mini football</li> </ul> <b>PP61 Marlbrook Primary School</b> <ul style="list-style-type: none"> <li>2 x junior football</li> </ul>
<b>St Nicholas Ward</b>		
A (i) Secured Community Use Pitches (LA/Public sector)	St Nicholas Ward	<b>PP157 Broomy Hill Football Ground</b> <ul style="list-style-type: none"> <li>1 x senior football</li> </ul>
A(ii) Secured Community Use Pitches (voluntary/private/commercial)	St Nicholas Ward	Nil
A (iii) Secured Community Use Pitches Education sites with formal community use agreement	St Nicholas Ward	Nil
B (Used by the community but not secured)	St Nicholas Ward	Nil
C (not open for community use) (mostly single pitch sites on school grounds)	St Nicholas Ward	<b>PP106 Hfd Cathedral School (other community use at the school)</b> <ul style="list-style-type: none"> <li>4 x cricket</li> <li>3 x rugby</li> <li>2 x tennis</li> </ul> <b>PP56 Lord Scudamore Primary School</b> <ul style="list-style-type: none"> <li>1 x mini football</li> </ul>
<b>Rural Parishes</b>		
A (i) Secured Community Use Pitches (LA/Public sector)	Rural Parishes	<b>PP167 Bartestree Village Hall Playing Fields</b> <ul style="list-style-type: none"> <li>1 x senior football</li> <li>1 x cricket</li> </ul> <b>PP150 Burghill Community Playing Fields</b> <ul style="list-style-type: none"> <li>1 x senior football</li> </ul> <b>PP154 Tillington Cricket Ground</b> <ul style="list-style-type: none"> <li>1 x cricket</li> </ul> <b>PP176 Fownhope Recreation Ground</b> <ul style="list-style-type: none"> <li>2 x senior football</li> </ul> <b>PP256 Marden Playing Fields</b> <ul style="list-style-type: none"> <li>1 x senior football but not used by senior teams due to lack of changing facilities.</li> <li>2 x tennis</li> </ul> <b>PP137 Marden Cricket Ground</b> <ul style="list-style-type: none"> <li>1 x cricket</li> </ul> <b>PP255 Wellington Playing Fields</b> <ul style="list-style-type: none"> <li>1 x not full size Artificial Turf Pitch</li> <li>1 x junior football</li> </ul> <b>PP193 Wellington Playing Fields</b>



		<ul style="list-style-type: none"> <li>1 x small ATP only suitable for tennis</li> </ul> <p>PP140 Wellington Cricket Ground</p> <ul style="list-style-type: none"> <li>1 x cricket</li> </ul> <p>PP254 Canon Pyon Recreation ground</p> <ul style="list-style-type: none"> <li>1 x senior football</li> <li>2 x tennis</li> </ul> <p>PP180 Credenhill Roman Park</p> <ul style="list-style-type: none"> <li>1 x senior football</li> <li>1 x mini football</li> </ul> <p>PP249 Madley Recreation Field</p> <ul style="list-style-type: none"> <li>1 x senior football but not used by senior teams due to lack of changing facilities.</li> <li>2 x tennis courts</li> </ul>
A(ii) Secured Community Use Pitches (voluntary/private/commercial)	Rural Parishes	<p>PP169 Holmer Sports Ground</p> <ul style="list-style-type: none"> <li>2 x senior football (currently not available)</li> </ul> <p>PP152 Holme Lacy Football ground</p> <ul style="list-style-type: none"> <li>1 x senior football</li> </ul> <p>PP125 Garnons Cricket Ground</p> <ul style="list-style-type: none"> <li>1 x cricket</li> </ul> <p>PP203 Madley Satellite Station</p> <ul style="list-style-type: none"> <li>1 x senior football but no changing facilities</li> </ul>
A (iii) Secured Community Use Pitches Education sites with formal community use agreement	Rural Parishes	Nil
B (Used by the community but not secured)	Rural Parishes	<p>PP80 St Mary's RC High School</p> <ul style="list-style-type: none"> <li>1 x cricket: <b>used by Bartestree and Lugwardine CC Fortnightly May - Aug</b></li> </ul>
C (not open for community use) (mostly single pitch sites on school grounds)	Rural Parishes	<p>PP80 St Mary's RC High School</p> <ul style="list-style-type: none"> <li>1 x senior football</li> <li>1 x rugby</li> </ul> <p>PP60 Marden Primary School (<b>other community use at the school</b>)</p> <p>2 x junior football</p> <p>PP22 Credenhill Primary School (<b>other community use at the school</b>)</p> <ul style="list-style-type: none"> <li>2 x min football</li> </ul> <p>PP63 Mordiford Primary School</p> <ul style="list-style-type: none"> <li>1 x mini football</li> </ul> <p>PP57 Lugwardine Primary School</p> <ul style="list-style-type: none"> <li>1 x mini football</li> </ul> <p>PP53 Little Dewchurch Primary School</p> <ul style="list-style-type: none"> <li>1 x junior football</li> </ul> <p>PP16/17 Clehonger Primary School</p> <ul style="list-style-type: none"> <li>1 x mini football</li> </ul> <p>1 x junior football</p> <p>PP59 Madley Primary School</p> <ul style="list-style-type: none"> <li>1 x junior football</li> </ul> <p>PP102 Withington Primary School</p> <ul style="list-style-type: none"> <li>1 x junior football</li> </ul> <p>PP14 Burghill Primary School</p> <ul style="list-style-type: none"> <li>1 x mini football</li> </ul> <p>PP81 St Mary's Primary School, Fownhope</p> <ul style="list-style-type: none"> <li>1 x junior football</li> </ul> <p>PP33 Holme Lacy Primary School</p> <ul style="list-style-type: none"> <li>1 x mini football</li> </ul>

		PP34 Holmer Primary School <ul style="list-style-type: none"> <li>• 1 x mini football</li> </ul> <b>PP88 Stretton Sugwas Primary School</b> 1 x junior football PP92 Wellington Primary School <ul style="list-style-type: none"> <li>• 1 x junior football</li> </ul> PP15 Canon Pyon Primary School <ul style="list-style-type: none"> <li>• 1 x junior football</li> </ul> PP111 Sutton Primary School: new site PP109 Holme Lacy College
--	--	--

## 2.3 Location

2.3.1 Herefordshire Council supports a “hierarchical” approach for the development of sports facilities and in particular indoor facilities using Sport England’s Facilities Planning Model which recognises that in the more rural counties larger centres of population which can sustain facilities help to provide opportunities for their rural hinterlands. This approach is also appropriate in determining where best to locate outdoor playing facilities, help direct future resources and help determine the scale of the facility. The county is seen as having 4 levels which also relate to the housing growth areas: Neighbourhood; Local; District and Sub-Regional as described below:

- Tier 1 Sub regional/ Countywide (50K population: Hereford City)
- Tier 2 District (10K population: Market Towns)
- Tier 3 Local (3k population: Market Towns)
- Tier 4 Neighbourhood (Significant Settlements)

2.3.2 In the case of Hereford Area, in a predominantly rural county where resources are limited, access to local facilities is often dependant on the main population centres providing them Hereford is considered Tier 1 Sub regional/countywide.

2.3.3 In Hereford Area most of the pitches are located in Hereford city where the facilities are larger and more multi-functional offering a range of sports and facilities and in some instances acting as regional / county “hub”. For example, Hereford Leisure Centre.

2.3.4 There are a number of Rural Service Centres and Rural Service Hubs in this area each having a reasonable spread of facilities with the exception of Sutton and Stretton Sugwas which don’t have community accessible facilities.

2.3.5 Overall the parishes in general have varied access to community facilities and it is of note that Belmont Rural which is a large parish of over 3000 does not have any facilities.

2.3.6 As part of the Local Development Framework, Planning has identified

new housing growth areas across the county using a sustainable framework based on market towns, service hubs and service centres as areas most likely and capable of sustaining future growth. Those settlements identified for growth are set out in the table below as it is likely the areas of housing and population growth will provide opportunities for future investment in sports pitches to meet future supply and demand requirements. It is important to note that where, for example, a parish has no facilities, such as Belmont Rural, and no evidence to suggest they are required in the future, any opportunities arising from new housing should be considered outside of the Parish based on this hierarchical approach and within the thresholds set out below.

**Table 5: Location / Distribution of Pitches/hierarchy**

Sub-Area/Parish	ID no.	Total Playing Pitch area (hectares)	Total Playing Pitch area with secured community access (hectares)	% of Playing Pitch area with secured community access (hectares)
<b>North West Hereford City Wards:</b>		<b>39.52ha</b>	<b>28.16ha</b>	<b>71%</b>
<b>Three Elms</b>	PP183 PP223 PP162 PP153 PP187 PP170 PP161 PP131 PP222 PP252	Allpay Park, Widemarsh common Hereford City Sports Club Hereford Leisure Centre Hereford Leisure Centre HFA County Ground Widemarsh Common Hereford 6 <sup>th</sup> Form Bulmers Cricket Ground Hereford Rugby Club Grandstand Road	Allpay Park, Widemarsh common Hereford City Sports Club Hereford Leisure Centre Hereford Leisure Centre HFA County Ground Widemarsh Common  Bulmers Cricket Ground Hereford Rugby Club Grandstand Road	
<b>St Nicholas</b>	PP106 PP56 PP157	Hereford Cathedral School Lord Scudamore Primary School Broomy Hill Football ground	Broomy Hill Football ground	
<b>South Hereford City Wards:</b>		<b>44.76ha</b>	<b>32.84ha</b>	<b>73%</b>
<b>St Martins &amp; Hinton</b>	PP32 PP35 PP61 PP67 PP76 PP79 PP257	Hereford Academy (ATP) Hunderton Infants School Marlbrook Primary School Our Lady's primary School St James CE primary School St martins Primary School King George V Playing Fields	Hereford Academy( ATP)      King George V Playing Fields	
<b>Belmont</b>	PP172	Newton Farm Playing Fields	Newton Farm Playing Fields	
<b>East Hereford City Wards:</b>		<b>30.53ha</b>	<b>7.05ha</b>	<b>23%</b>
<b>Aylestone</b>	PP3 PP4 PP12 PP75	Aylestone High School Aylestone School/Victoria Park Broadlands Primary School St Francis Xaviers Primary School		

<b>Tupsley</b>	PP5 PP239 PP31 PP85  PP89 PP90 PP103 PP83 PP145 PP182 PP171 PP188	Bishops Bluecoat High School Blackmarston School Hampton Dene Primary School St Thomas Cantilupe Primary School  Bishops of Hereford High School Trinity Primary School Whitecross PFI High School St Pauls Primary School Gorsty Lane Football Pitch Tupsley Quarry Football Ground Hereford United Old School Lane Playing Fields	Gorsty Lane Football Pitch Tupsley Quarry Football Ground  Old School Lane Playing Fields	
<b>Rural Service Centres:</b>				
<b>Fownhope</b>	PP176 PP81	5 h Fownhope Recreation Ground St Marys Primary School	4.23ha Fownhope Recreation Ground	85%
<b>Canon Pyon and Dinmore</b>	PP15 PP254	4.31 ha Canon Pyon Primary Canon Pyon Recreation Ground	3.91ha Canon Pyon Recreation Ground	91%
<b>Madley</b>	PP59 PP249 PP203	5.26ha Madley Primary School Madley Recreation Ground Madley Satellite Station	4.4ha Madley Recreation Ground Madley Satellite Station	84%
<b>Rural Service Hubs:</b>				
<b>Marden</b>	PP60 PP256 PP137	2.56ha Marden Primary School Marden Playing Fields Marden Cricket Ground	1.25ha Marden Playing Fields Marden Cricket Ground	49%
<b>Sutton</b>	PP111	1.9ha Sutton Primary School	0ha	0%
<b>Wellington</b>	PP92 PP255 PP140 PP193	8.9ha Wellington Primary School Wellington Playing Fields Wellington Cricket Ground Wellington Football Ground	0ha Wellington Playing Fields Wellington Cricket Ground Wellington Football Ground	
<b>Morton-on-Lugg</b>	PP165			
<b>Stretton Sugwas &amp; Kenchester</b>	PP88	0.77ha Stretton Sugwas Primary School	0ha	0%
<b>Credenhill</b>	PP22 PP180	4.56ha Credenhill Primary School Credenhill Roman Park	2.84ha Credenhill Roman Park	62%
<b>Clehonger</b>	PP16/17	0.70 ha Clehonger Primary School	0ha	0%
<b>Parishes:</b>				
<b>Bartestree &amp; Lugwardine Group</b>	PP57 PP167	3.97ha Lugwardine Primary School Bartestree Village Hall Playing Fields	3.2ha Bartestree Village Hall Playing Fields	81%
<b>Callow and Haywood Group</b>				0%
<b>Dormington &amp; Mordiford</b>	PP63	1.37ha Mordiford Primary School	0ha	0%
<b>Withington Group</b>	PP102	0.86ha Withington Primary School Withington Village Hall plans?	0ha	0%
<b>Aconbury</b>				

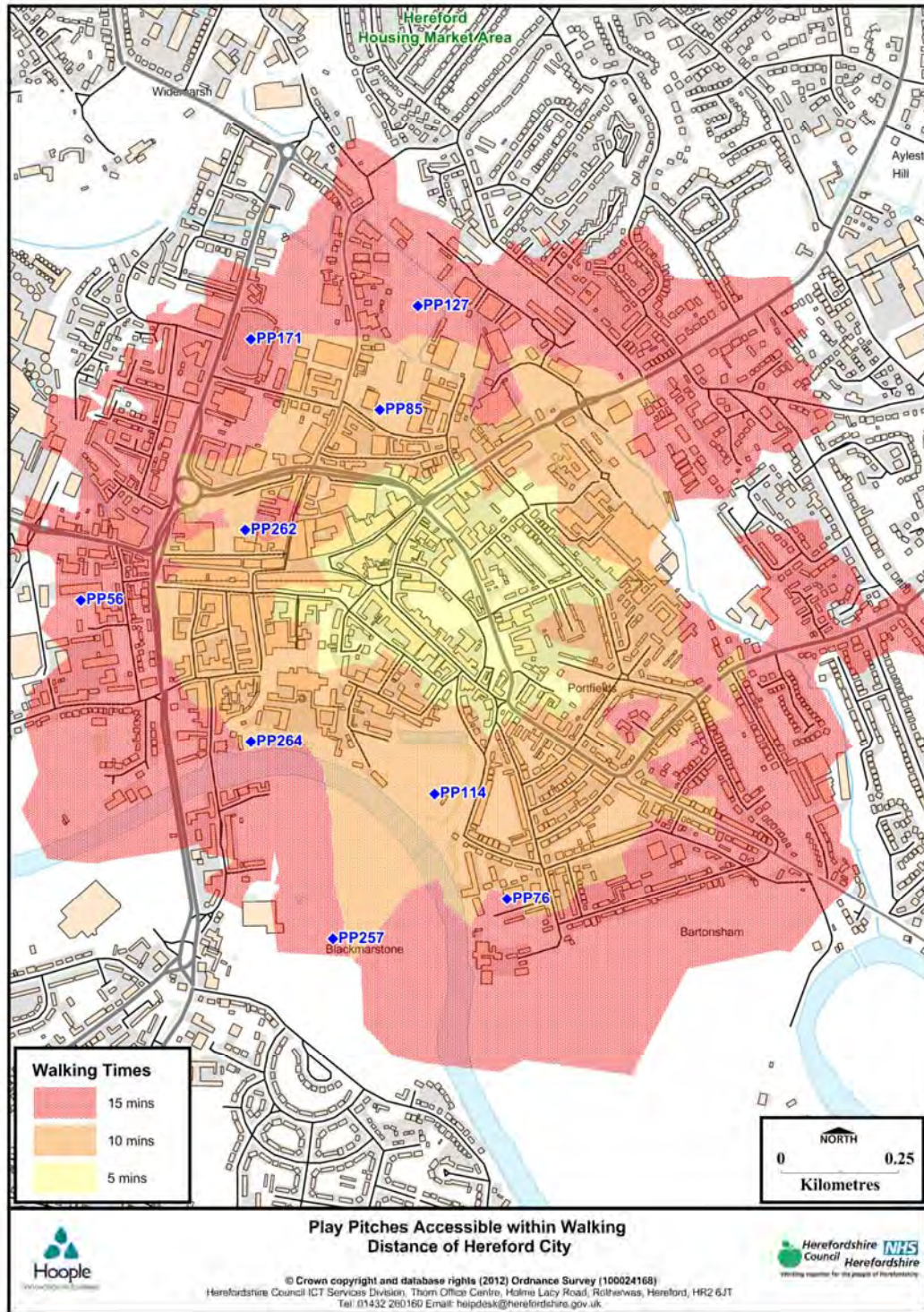
<b>Belmont Rural</b>				
<b>Breinton</b>				
<b>Burghill</b>	PP14 PP150 PP154	3.67ha Burghill Primary School Burghill Playing Fields Tillington Cricket Ground	2.6ha Burghill Playing Fields Tillington Cricket Ground	71%
<b>Dinedor</b>				
<b>Hampton Bishop</b>				
<b>Holme Lacy</b>	PP109 PP33 PP152	4.1ha Holme Lacy College Holme Lacy Primary School Holme Lacy Football Ground	1.17ha Holme Lacy Football Ground	41%
<b>Holmer &amp; Shelwick</b>	PP34 PP169	3.28ha Holmer Primary School Holmer Sports Ground	2.31ha Holmer Sports Ground	70%
<b>Little Dewchurch</b>	PP53	0.12ha Little Dewchurch Primary School	0ha	0%
<b>Lower Bullingham</b>				
<b>Pipe and Lyde</b>				
<b>Weston Beggard</b>				
<b>Bishopstone &amp; District Group</b>	PP125	1.17ha Garnons Cricket Ground	1.17ha Garnons Cricket Ground	100%
<b>Foxley Group</b>				
<b>Kings Pyon</b>				
<b>Eaton Bishop</b>				
<b>Dormington &amp; Stoke Edith</b>				
<b>Tarrington</b>				

## 2.4 Thresholds

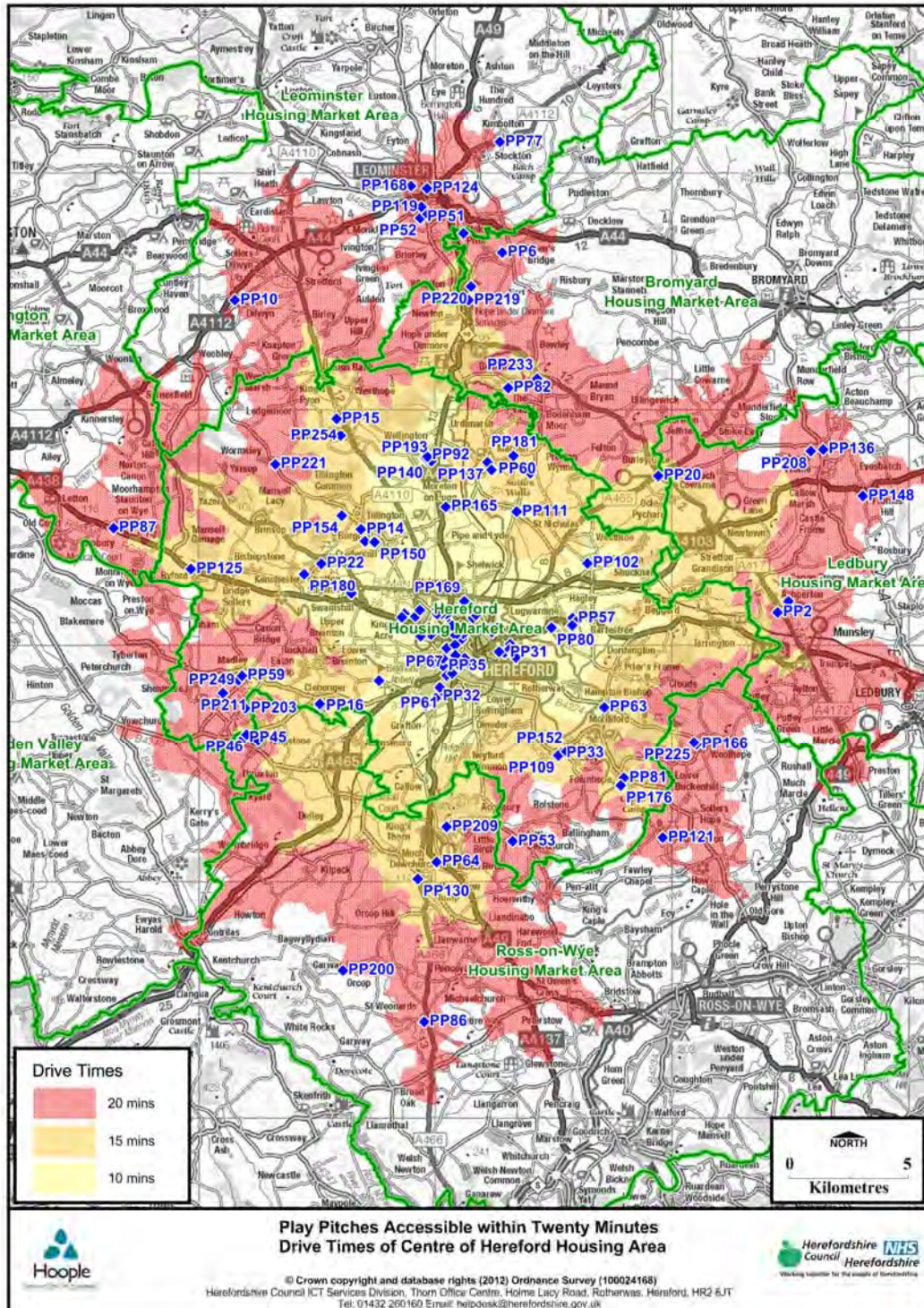
- 2.4.1 In an area of both urban and rural mix it is important to see if the population is within a reasonable threshold distance to access facilities. It is recognised that rural areas are often marginalised having less access to a range of facilities but it would also be unreasonable to expect the same ease of access that those living in urban areas afford. Therefore a slightly different methodology has been considered for rural and urban areas, which meets with Sport England's recommendations. In this way it can be shown if there are any obvious gaps in provision which may require addressing.
- 2.4.2 The modelling exercise for "urban areas" including Hereford is based on walking and access times recommended by Sport England of "15 minutes walking at 3 mph.
- 2.4.3 The modelling exercise for "rural areas" is based on driving and access times recommended by Sport England of a 20 minute drive time on A and B roads.
- 2.4.4 All access times are taken from a central point in Hereford City.

- 2.4.5 Map 2a below shows the 15 minute walk modelling exercise.
- 2.4.6 Map 2b below shows the 20 minute drive time modelling exercise. This identifies that all facilities can be accessed with 10mins, 15mins or 20mins from any where within the area, including some in surrounding localities and those in neighbouring authorities.

Map 2a: shows walking thresholds in Hereford City north and south:



Map 2b: shows “Playing Pitches accessible within a 20 minute drive time of Centre of Hereford City”





## 2.5 Ownership

- 2.5.1 The table below illustrates the ownership of all pitches.
- 2.5.2 The largest providers are in the public sector (HALO) and the Parish Council in respect of community use although this does include a large number of school sites, many of which have no formal community access. This indicates that supply is not reliant on schools offering community use.
- 2.5.3 The lack of community use agreements on school sites would suggest that there may be issues around school curricula use and the large number of single pitch sites at primary schools. The main issue for schools to allow community use of their grass pitches is the extra wear and tear to the detriment of school use which is obviously their priority. Those schools which don't require all of their pitches to meet school use are more likely to offer up community use. Some schools require additional pitches. For example, the Artificial Turf Pitch at Hereford Leisure Centre is used extensively by both the Bishops School and Hereford Cathedral. To address this issue both of these schools are investigating the feasibility of having their own Artificial Turf Pitches.
- 2.5.4 The tables below illustrate the ownership of all pitches: These have been split into the four areas as described below:
- Table 6.1 Hereford City (All urban wards combined)
  - Table 6.2 Hereford City East (Aylestone, Tupsley Central wards)
  - Table 6.3 Hereford City South (St Martins, Belmont wards)
  - Table 6.4 Hereford City West (Three Elms, St Nicholas wards)
  - Table 6.5 Rural Areas only
  - Table 6.6 Hereford Area ( Total for rural and urban areas combined)
- 2.5.5 Two scenarios have been assessed.
- Scenario 1: Only includes those schools with a formal community use agreement.
  - Scenario 2: Includes those schools which we know clubs currently use but with no formal use agreement, shown in red including:

▪ **Hereford City**

- 0 x senior Football pitches
- 4 x mini Football pitches including:
  - 2 x Hampton Dene Primary School - pitches are rated as below average – Tupsley ward,
  - 2 x Broadlands Primary School – pitches are rated as poor - Aylestone ward
- 1 x senior Cricket pitch at:
  - Bishops Bluecoat High School - Tupsley Ward
- 2 x ATP (sand based Hockey)

▪ **Rural Areas**

- 1 x senior cricket pitch at:
  - St Marys High School – Bartestree & Lugwardine parish - Pitch is rated as excellent.

**Table 6.1: Scenario 1: Hereford City - Secured community use pitches only shown in community use columns**

**Scenario 2: Hereford City – Includes pitches on school sites where clubs are known to play but with no formal community use agreement, shown in community use columns.**

Ownership	No. of senior football pitches	No. of junior football pitches	No. of 9 v 9 football pitches	No. of mini football pitches	No. of cricket pitches	No. of senior rugby pitches	No. of junior rugby pitches	No of senior and junior hockey	No of Tennis courts
Herefordshire Council (HALO) community use	15	0	4	1	3	0	0	1 (ATP at Hereford Leisure Centre)	6
School community use	1 (3G at Hereford Academy)	0	0	0	0	0	0	0	7
School community use	1 (3G at Hereford Academy)	0	0	4	1	0	0	1 (ATP at Hereford 6 <sup>th</sup> Form & Whitecross)	
School non community use	5	5	0	16	8	9	0	2 (ATP at Hereford 6 <sup>th</sup> Form & Whitecross)	2
School non community use	5	5	0	12	7	9	0	0	
Private schools	0	0	0	0	0	0	0	0	
Parish/Town Council community use	0	0	0	0	0	0	0	0	4
Private/voluntary community use	3	0	0	0	2	3	1	0	
<b>Total community</b>	<b>19</b>	<b>0</b>	<b>4</b>	<b>1</b>	<b>5</b>	<b>3</b>	<b>1</b>	<b>1</b>	<b>17</b>
<b>Total Community</b>	<b>19</b>	<b>0</b>	<b>4</b>	<b>5</b>	<b>6</b>	<b>3</b>	<b>1</b>	<b>3</b>	
<b>Total non community</b>	<b>5</b>	<b>5</b>	<b>0</b>	<b>16</b>	<b>8</b>	<b>9</b>	<b>0</b>	<b>2</b>	<b>2</b>
<b>Total non community</b>	<b>5</b>	<b>5</b>	<b>0</b>	<b>12</b>	<b>7</b>	<b>9</b>	<b>0</b>	<b>0</b>	

24 pitches: Local Authority (HALO)

46 pitches: School

9 pitches: Voluntary/private

Total 79: 34 in community use

**Total 79: 41 in community use.**

*\*note: Tennis courts are not included in these totals*

**Table 6.2: Scenario 1: Hereford City East (Aylestone; Tupsley; Central) – secured community use pitches only shown in community use columns**

**Scenario 2: Hereford City (Aylestone; Tupsley; Central) – Includes pitches on school sites where clubs are known to play but with no formal community use agreement, shown in community use columns.**

Ownership	No. of senior football pitches	No. of junior football pitches	No. of 9 v 9 football pitches	No. of mini football pitches	No. of cricket pitches	No. of senior rugby pitches	No. of junior rugby pitches	No of senior and junior hockey	No of Tennis courts
Herefordshire Council (HALO) community use	1	0	2	1	0	0	0	0	0
School community use	0	0	0	0	0	0	0	0	0
School community use	0	0	0	4 (2 x Broadlands, 2 x Hampton Dene primary)	1 (1 x Bishops – detached field)	0	0	1 (ATP at Whitecross)	0
School non community use	5	3	0	8	4	6	0	1 (ATP at Whitecross)	0
	5	3	0	4	3	6	0	0	0
Private schools	0	0	0	0	0	0	0	0	0
Parish/Town Council community use	0	0	0	0	0	0	0	0	0
Private/voluntary community use	0	0	0	0	0	0	0	0	0
Total community	1	0	2	1	0	0	0	0	0
Total Community	1	0	2	5	1	0	0	1	0
Total non community	5	3	0	8	4	6	0	1	0
Total non community	5	3	0	4	3	6	0	0	0

4 pitches: Local Authority (HALO)

27 pitches: School

31 Total: 4 in community use

**31 Total: 10 in community use**

*\*note: Tennis courts are not included in these totals*

**Table 6.3: Scenario 1: Hereford City South (St Martins; Belmont) secured community use pitches only shown in community use columns**

**Scenario 2: no change**

Ownership	No. of senior football pitches	No. of junior football pitches	No. of 9 v 9 football pitches	No. of mini football pitches	No. of cricket pitches	No. of senior rugby pitches	No. of junior rugby pitches	No of senior/junior hockey	No of Tennis courts
Herefordshire Council (HALO) community use	6	0	1	0	1	0	0	0	6
School community use	1 ( 3G at Hereford Academy)	0	0	0	0	0	0	0	0
School non community use	0	2	0	7	0	0	0	0	0
Private schools	0	0	0	0	0	0	0	0	0
Parish/Town Council community use	0	0	0	0	0	0	0	0	0
Private/voluntary community use	0	0	0	0	0	0	0	0	0
<b>Total community</b>	<b>7</b>	<b>0</b>	<b>1</b>	<b>0</b>	<b>1</b>	<b>0</b>	<b>0</b>	<b>0</b>	<b>6</b>
<b>Total non community</b>	<b>0</b>	<b>2</b>	<b>0</b>	<b>7</b>	<b>0</b>	<b>0</b>	<b>0</b>	<b>0</b>	<b>0</b>

8 pitches: Local Authority (HALO)  
 10 pitches: School  
 0 pitches: Private school  
 0 pitches: Voluntary/private  
 0 pitches: Parish Council

18 Total: 9 in community use

*\*note: Tennis courts are not included in these totals*

**Table 6.4: Scenario 1: Hereford City West (3 Elms; St Nicholas) - secured community use pitches only shown in community use columns**

**Scenario 2: Hereford City West (3 Elms; St Nicholas) - Includes pitches on school sites where clubs are known to play but with no formal community use agreement, shown in community use columns.**

Ownership	No. of senior football pitches	No. of junior football pitches	No. of 9 v 9 football pitches	No. of mini football pitches	No. of cricket pitches	No. of senior rugby pitches	No. of junior rugby pitches	No of senior and junior hockey	No of Tennis courts
Herefordshire Council (HALO) community use	8	0	1	0	2	0	0	1 (ATP at Hereford Leisure Centre)	0
School community use	0	0	0	0	0	0	0	0	7
School community use	0	0	0	0	0	0	0	1 (ATP at Hereford Sixth Form)	7
School non community use	0	0	0	1	4	3	0	1 (ATP at Hereford Sixth Form)	2
School non community use	0	0	0	1	4	3	0	0	2
Private schools	0	0	0	0	0	0	0	0	0
Parish/Town Council community use	0	0	0	0	0	0	0	0	0
Private/voluntary community use	3	0	0	0	2	3	1	0	0
<b>Total community</b>	<b>11</b>	<b>0</b>	<b>1</b>	<b>0</b>	<b>4</b>	<b>3</b>	<b>1</b>	<b>1</b>	<b>7</b>
<b>Total community</b>	<b>11</b>	<b>0</b>	<b>1</b>	<b>0</b>	<b>4</b>	<b>3</b>	<b>1</b>	<b>2</b>	<b>7</b>
<b>Total non community</b>	<b>0</b>	<b>1</b>	<b>0</b>	<b>1</b>	<b>4</b>	<b>3</b>	<b>0</b>	<b>1</b>	<b>2</b>
<b>Total non community</b>	<b>0</b>	<b>1</b>	<b>0</b>	<b>1</b>	<b>4</b>	<b>3</b>	<b>0</b>	<b>0</b>	<b>2</b>

12 pitches: Local Authority (HALO)  
 9 pitches: School  
 9 pitches: Voluntary/private (includes 3 x rugby pitches at current site: development proposed with planning approval in Tupsley ward)

**30 Total: 21 in community use**

**30 Total: 22 in community use** \*note: Tennis courts are not included in these totals

**Table 6.5: Scenario 1: Rural Areas - secured community use pitches only shown in community use columns**

**Scenario 2: Rural Areas - Includes pitches on school sites where clubs are known to play but with no formal community use agreement, shown in community use columns.**

Ownership	No. of senior football pitches	No. of junior football pitches	No. of 9 v 9 football pitches	No. of mini football pitches	No. of cricket pitches	No. of senior rugby pitches	No. of junior rugby pitches	No of senior and junior hockey	No of Tennis courts
Herefordshire Council (HALO) community use	0	0	0	0	0	0	0	0	0
School community use	0	0	0	0	0	0	0	0	0
School community use	0	0	0	0	1 ( St Mary's High School)	0	0	0	0
School non community use	1	10	0	7	1	1	0	0	0
School non community use	1	10	0	7	0	1	0	0	0
Private schools	0	0	0	0	0	0	0	0	
Parish/Town Council community use	8	1	0	2	5	0	0	0	7
Private/voluntary community use	4	0	0	0	0	0	0	0	0
<b>Total community</b>	<b>12</b>	<b>1</b>	<b>0</b>	<b>2</b>	<b>5</b>	<b>0</b>	<b>0</b>	<b>0</b>	<b>7</b>
<b>Total Community</b>	<b>12</b>	<b>1</b>	<b>0</b>	<b>2</b>	<b>6</b>	<b>0</b>	<b>0</b>	<b>0</b>	<b>7</b>
<b>Total non community</b>	<b>1</b>	<b>10</b>	<b>0</b>	<b>7</b>	<b>1</b>	<b>1</b>	<b>0</b>	<b>0</b>	<b>0</b>
<b>Total non community</b>	<b>1</b>	<b>10</b>	<b>0</b>	<b>7</b>	<b>0</b>	<b>1</b>	<b>0</b>	<b>0</b>	<b>0</b>

20 pitches: School  
 4 pitches: Voluntary/private  
 16 pitches: Parish Council  
 Total 40: 2 in community use  
 Total 40: 21 in community use

*\*note: Tennis courts are not included in these totals*

**Table 6.6: Scenario 1: Hereford Area total including rural and urban wards - secured community use pitches only shown in community use columns**

**Scenario 2: Hereford Area total including rural and urban wards - Includes pitches on school sites where clubs are known to play but with no formal community use agreement, shown in community use columns.**

Ownership	No. of senior football pitches	No. of junior football pitches	No. of 9 v 9 football pitches	No. of mini football pitches	No. of cricket pitches	No. of senior rugby pitches	No. of junior rugby pitches	No of senior and junior hockey	No of Tennis courts
Herefordshire Council (HALO) community use	15	0	4	1	3	0	0	1 (ATP at Hereford Leisure Centre)	6
School community use	1 (3G at Hereford Academy)	0	0	0	0	0	0	0	7
School community use	1 (inc 3G at Hereford Academy)	0	0	4	2 (1 xBishops 1 x St Marys)	0	0	2(ATP at Hereford 6 <sup>th</sup> Form & Whitecross)	
School non community use	6	15	0	23	9	10	0	2(ATP at Hereford 6 <sup>th</sup> Form & Whitecross)	2
School non community use	6	15	0	19	8	10	0	0	
Private schools	0	0	0	0	0	0	0	0	0
Parish/Town Council community use	8	1	0	2	5	0	0	0	11
Private/voluntary community use	7	0	0	0	2	4	0	0	0
<b>Total community</b>	<b>31</b>	<b>1</b>	<b>4</b>	<b>3</b>	<b>10</b>	<b>4</b>	<b>0</b>	<b>1</b>	<b>24</b>
<b>Total community</b>	<b>31</b>	<b>1</b>	<b>4</b>	<b>7</b>	<b>12</b>	<b>4</b>	<b>0</b>	<b>3</b>	
<b>Total non community</b>	<b>6</b>	<b>15</b>	<b>0</b>	<b>23</b>	<b>9</b>	<b>10</b>	<b>0</b>	<b>2</b>	<b>2</b>
<b>Total non community</b>	<b>6</b>	<b>15</b>	<b>0</b>	<b>19</b>	<b>7</b>	<b>10</b>	<b>0</b>	<b>0</b>	

25 pitches: Local Authority (HALO)

66 pitches: School

13 pitches: Voluntary/private

19 pitches: Parish Council

**Total 123: 58 in community use**

**Total 123: 69 in community use**

*\*note: Tennis courts are not included in these totals*



## 3 Qualitative Assessments:

### 3.1 Pitches and Site Facilities

- 3.1.1 Perceived quality of pitches and ancillary facilities is almost as important as actual quality as the perceptions of users or potential users can easily change patterns of use.
- 3.1.2 This considers the quality of all the grass playing pitch provision for football, cricket and rugby in the study area. It also includes some detail for bowls and tennis where appropriate.
- 3.1.3 All community facilities listed in Appendix 2 have been visited during Sept and October 2010 by the same assessor from Parks and Countryside. All school sites have been visited in the same period by the same assessors from Property Services to ensure consistency. School changing rooms were not surveyed.
- 3.1.4 The non technical assessment proforma matrix provided as part of Sport England's "Towards a Level Playing Field Guidance" has been used and sites banded accordingly a copy of which is provided in Appendix 3. Scores for each of the playing pitches and changing accommodation are recorded on the table in Appendix 2.

### 3.2 Site Changing Facilities: Community use only

- 3.2.1 The site assessment matrix rates the overall facilities (changing rooms, parking etc) and the pitches themselves. The percentage scores for the overall sites are broken down as follows:
  - Over 90% - excellent
  - 60%-90% - good
  - 40% - 59% - average
  - 30% - 39% - poor
  - Less than 30% - very poor
- 3.2.2 The overall results for the quality of facilities show that not all community use sites have changing accommodation and quality and accessibility varies across the 33 sites:

**8 x changing accommodation is excellent:** Bartestree Village Hall Playing Fields, Fownhope Recreation Ground, Allpay Park Hereford, Hereford Whitecross Tennis courts, Marden Playing fields, Wellington Playing Fields, Garnons Cricket Ground, Madley Recreation ground (tennis)

**12 x changing accommodation is good:** Burghill Community Playing Fields, Tillington Cricket Ground, Hereford City Sports Club, Hereford Leisure Centre, HFA County Ground, Widemarsh Common, Broomy Hill football, Gorsty Lane Football, King George Playing Fields, Bulmers cricket and bowling ground, Holmer Sports Ground, Holme Lacy Football Ground.

**4 x changing is average:** Newton Farm Playing Fields, Hereford Rugby Club, Castle Green Bowling

**1 x changing accommodation is poor:** Marden Cricket Ground

**5 x no changing accommodation:** Wellington Cricket Ground, Old School Lane Playing Fields, Tupsley Quarry Football, Canon Pyon Recreation Ground, Credenhill Roman Park

**4 x not assessed:** Wellington Bowling Green. Moreton on Lugg Football Ground, Wellington Tennis Courts, Madley Satellite Station Football ground

\*note: no school sites have been included as current information has indicated that none are accessible on a formal community use agreement and no school changing has currently been assessed.

3.2.3 All facilities are used by clubs for competitive sport. Of those surveyed those that are rated excellent / good and above the minimum standard of 60% as recommended by Sport England will not be seen as a priority for future investment. It is, however, important to note that any requirement for on-site facilities is dependent on the current usage or status of a site. For example from those clubs who responded to the survey, whilst most agreed with these assessments:

- Hinton Football Club rated Broomy Hill playing changing accommodation as only acceptable
- Holme Lacy Football Club rated Holme Lacy Playing Fields changing accommodation as poor
- Heart of Oak Football Club rated Hereford Leisure Centre changing as acceptable
- Garnons Cricket club rated their showers as poor.

3.2.4 Of those surveyed, which are rated average and fall below the minimum standard of 60% as recommended by Sport England, including , Newton Farm Playing Fields, Hereford Rugby Club, Castle Green Bowling, will be a priority for future investment dependant on current usage, status of the site and the aspirations or the users.

3.2.5 Those without changing including Tupsley Quarry Football Wellington Cricket Ground, Canon Pyon Recreation Ground, Credenhill Roman

Park and Old School Lane Playing Fields will be a priority for future investment dependant on current usage, status of the site and the aspirations of the users, availability of other changing accommodation. It is noted, however that Canon Pyon Recreation Ground is currently not used by clubs for competitive sport or as a home venue but 5 clubs use Credenhill Roman Park as a home venue for competitive games and it is known that the Parish Council is currently building new changing rooms. It is therefore, important to note that any requirement for on-site facilities is dependent on the current usage or status of a site.

3.2.6 Those not assessed including Wellington Bowling Green. Moreton on Lugg Football Ground will require an assessment.

### **3.3 Pitch quality: Community use only**

3.3.1 The percentage scores for pitches are broken down as follows:

- Over 90% - excellent
- 64%-90% - good
- 55% - 64% - average
- 30% - 54 % - below average
- Less than 30% - poor

3.3.2 The overall results for the quality of facilities show that quality of community use pitches varies across the 33 sites

**15 x excellent pitches:** Fownhope Recreation Ground (football), Allpay park football, Hereford City Sports (football, rugby and cricket), Hereford Leisure Centre (football), Holmer Sport Ground (football) Garnons Cricket Ground, Credenhill Roman Park (football),

**33 x good pitches:** Bartestree Village Hall Playing Pitches (football and cricket), Burghill Playing Fields (football), Tillington Cricket Ground, HFA County Ground, Widemarsh common (football and cricket), Broomy Hill Football, Gorsty Lane Football, King George Playing fields, Newton Farm Football, Bulmers Cricket Pitch, Bulmers Bowling Green, Hereford Rugby Club, Castle Green Bowling, Holme Lacy Football Ground, Marden Cricket Ground, Wellington Playing Fields x 2 (football), Wellington Cricket Ground.

**4 x average pitches:** Marden Playing Fields (football) Morten-on-Lugg Football Ground, Canon Pyon Recreation Ground – Football pitch

**4 x below average pitches:** Tupsley Quarry, Madley Recreation Ground, Madley Satellite station

**2 x not surveyed:** Hereford Leisure Centre (cricket), Wellington Bowling Green,

3.3.3 All of the pitches, except Canon Pyon Football pitch are used by clubs for competitive sports matches and home venues. Of those surveyed, those that are rated excellent / good and above the minimum standard of 65% as recommended by Sport England will not be seen as a priority for future investment. It is, however, important to note that any requirement for on-site facilities is dependent on the current usage or status of a site. For example from those clubs who responded to the survey, whilst most agreed with these assessments:

- Hinton Football Club rated Broomy Hill playing pitches as only acceptable with poor evenness of pitch
- FC Phoenix Ladies rated Gorsty Lane playing pitches as poor overall
- Holme Lacy Football Club rated Holme Lacy Playing Fields as acceptable with poor grass cover and evenness
- Heart of Oak Football Club rated Hereford Leisure Centre pitches as acceptable overall with poor grass cover and evenness and poor value for money
- Lads Cricket Club rated Widemarsh Common pitch as poor
- Canon Pyon Football pitch is not used for competitive games. Therefore improvements to this pitches is not seen as a high priority. It is important to note that any requirement for on-site facilities is dependent on the current usage or status of a site.

3.3.4 Of those surveyed, which are rated average/ below average fall below the minimum standard of 65% as recommended by Sport England, including Marden Playing Fields (football) Moreton-on-Lugg Football Ground, Madley Satellite Station and Tupsley Quarry Football will be a priority for future investment dependant on current usage, status of the site and the aspirations or the users.

3.3.5 Those not assessed will require an assessment.

3.3.6 The results below show the quality ratings of school pitches used by clubs but with no formal agreement

**4 x good pitches:** Aylestone School – Victoria Park (football) Bishops Bluecoat High School (Cricket), St Mary’s High School, (cricket)

**5 x below average pitches:** Hampton Dene primary School (mini football), Whitecross PFI High School (football), Old School Lane Football

3.3.7 All of the pitches used by the clubs for competitive sports matches and home venues. Of those surveyed, those that are rated average/

below average are below the minimum standard of 65% as recommended by Sport England will be a priority for future investment. However this is dependent on securing formal community access for the future

## 4 Demand: Research and Consultation

This section considers the number of clubs and teams, user perceptions and evidence taken from Governing Bodies Sports Strategies of development priorities and anecdotal evidence from Local Sports Development Officers for the Herefordshire area of any issues around the development of the game. It also considers any opportunities or threats to existing facilities that are currently known.

### 4.1 Hereford Area Clubs and Teams

- 4.1.1 The tables below outline the number of clubs and teams in the area. They show details the sub areas for Hereford City including the City total and the Rural Parishes: A full list of clubs and teams can be found in Appendix 4. Appendix 5 provides an updated list as of November 2012 of football clubs as provided by Herefordshire Football Association.

**Table 7.1: Number of clubs and teams in Hereford City Total**

Sport	No. of clubs	No. adult teams	No. junior teams	No. mini teams
Football	56	49 (46m/3f)	u13–u18 (11 v 11): 41 (30m/11 f) u11/12s (9 v 9): 17 (14m/3f)	u8/9/10 – disabled (7 v 7) Total: 34 (3 (f), 31(m))
Cricket	7	7	10	2
Rugby	2	9	6	8
Hockey	3	5	4	0
Bowling	4		0	0
Tennis	1			
<b>Total</b>	<b>77</b>	<b>70</b>	<b>80</b>	<b>44</b>

**Table 7.1.1: Number of clubs and teams in Hereford City East (Aylestone/Tupsley/Central)**

Sport	No. of clubs	No. adult teams	No. junior teams	No. mini teams
Football	12	11 (8m/3f)	u13–u18 (11 v 11): 20 (14m/6 f) u11/12s (9 v 9): 6 (5m/1f)	u8/9/10 – disabled (7 v 7) Total: 16 (2f) (14m)
Cricket	2	4	0	0
Rugby	1	6	5	8
Bowling	1	0	0	0
<b>Total</b>	<b>16</b>	<b>21</b>	<b>31</b>	<b>24</b>

**Table 7.1.2 : Number of clubs and teams in Hereford City South ( St Martins and Belmont)**

Sport	No. of clubs	No. adult teams	No. junior teams	No. mini teams
Football	15	14	u13–u18 (11 v 11): 2 (all m) u11/12s (9 v 9): 2 (all m)	0
Bowling	1	0	0	0
<b>Total</b>	<b>16</b>	<b>14</b>	<b>4</b>	<b>0</b>

**Table 7.1.3: Number of clubs and teams in Hereford City West (Three Elms and St Nicholas)**

Sport	No. of clubs	No. adult teams	No. junior teams	No. mini teams
Football	29	24	u13–u18 (11 v 11):19 (14m51 f) u11/12s (9 v 9): 9 (7m/2f)	u8/9/10 – disabled (7 v 7) Total: 18 (1f) (17m)
Cricket	5	3	10	2
Rugby	1	3	1	0
Hockey	3	5	4	0
Bowling	2	0	0	0
Tennis	1	0	0	0

<b>Total</b>	<b>41</b>	<b>35</b>	<b>43</b>	<b>20</b>
--------------	-----------	-----------	-----------	-----------

In Hereford City there are:

**72 clubs** (excluding bowling and tennis) and

**194 teams** (excluding bowling and tennis)

- 78%, over half of clubs are football. Of the 141 football teams 65% are juniors. This is reflective of national trends, which indicate that participation in mini and junior football is growing.
- 10% of clubs are cricket. Of the 20 teams 65% are juniors.
- 3% of clubs are rugby. Of the 23 teams, 61% are juniors.
- 4 % are hockey. Of the 9 teams 44% are juniors

**Table 7.2 : Number of clubs and teams in Rural Parishes**

<b>Sport</b>	<b>No. of clubs</b>	<b>No. adult teams</b>	<b>No. junior teams</b>	<b>No. mini teams</b>
Football	14	18 (all m)	u13–u18 (11 v 11):13 (11m/2 f) u11/12s (9 v 9): 4 (all m)	u8/9/10 – disabled (7 v 7) Total: 13 (all m)
Cricket	6	9	6	2
Bowling	1	0	0	0
Tennis	2	0	0	0
<b>Total</b>	<b>23</b>	<b>27</b>	<b>23</b>	<b>15</b>

In the Rural Parishes there are:

**20 clubs** (excluding bowling and tennis) and

**65 teams** (excluding bowling and tennis)

- 61%, over half are football. Of the 48 football teams 63% are juniors. This is reflective of national trends, which indicate that participation in mini and junior football is growing.
- 26 % are cricket. Of the 17 teams 47 % are juniors.

**Table 7.3: Number of clubs and teams in Hereford Total (Rural and Urban wards)**

Sport	No. of clubs	No. adult teams	No. junior teams	No. mini teams
Football	70	67 (64m/3f)	u13–u18 (11 v 11):54 (41m/13 f) u11/12s (9 v 9): 21 (18m/3f)	u8/9/10 – disabled (7 v 7) Total 47: (3f) (44m)
Cricket	13	16	16	4
Rugby	2	9	6	8
Hockey	3	5	4	0
Bowling	5	0	0	0
Tennis	3	0	0	0
<b>Total</b>	<b>96</b>	<b>87</b>	<b>101</b>	<b>59</b>

In Hereford Total (Rural and Urban Wards there are:

**88 clubs** (excluding bowling and tennis) and

**247 teams** (excluding bowling and tennis)

- 80%, over three quarters are football. Of the 189 football teams 65% are juniors. This is reflective of national trends, which indicate that participation in mini and junior football is growing.
- 14% are cricket. Of the 37 teams 57% are juniors.
- 2% are rugby. Of the 23 teams 61 % are juniors
- 3% are hockey. Of the 9 teams 44% are juniors

#### **4.2 Team equivalents: School Curricula Use**

4.2.1 Sport England has produced the following calculation of team equivalents for both school use and training:

**Table 8: Sport England Team Equivalents**

Type of Player	Length of match/session	Area of play/size of pitch	Team equivalent
PE Lesson: 11 – 16 yr olds football/rugby	Assume 2 hours	1 junior football/ rugby pitch	1 junior football/ rugby team
PE Lesson 7 – 11 yr olds	Assume 2 hours	1 junior football / rugby pitch	1 mni-soccer/1mini rugby team
Football / rugby training – adults	Up to 2 hours	1 adult football/rugby pitch	1 adult football/ rugby team
Junior cricket training	Up to 2 hours	1 cricket pitch	1 junior team
Break-time activity	Up to 1 hour	1 junior or adult pitch	1 junior football team



- 4.2.2 Only those schools where clubs are known to play (either with a formal or informal agreement) are included as team equivalent. Informal agreements are shown in blue below and followed up in Tables 20.1 – 20.3: as a scenario 2:

**Table 9: School Team Equivalents**

Senior School	Community Use	Pitch	School Use Equivalent
<b>Hereford Academy: St Martins and Hinton (Hereford City South)</b>	Yes	1 x 3G pitch (football and hockey)	5 x 2 hours per week team equivalent 5 junior football teams
<b>Aylestone School: Aylestone (Hereford City East)</b>	No formal agreement but used by: Hereford City Junior Dynamos, Aylestone School Teams and Hereford Sixth form - Wednesday afternoons and weekends	1 x senior football	School use : 5 x 2 hours per week team equivalent 5 junior football teams
<b>Hereford 6<sup>th</sup> Form: 3 Elms (Hereford City South)</b>	No formal agreement but used by clubs	1 x ATP (hockey)	School use: 5 x 2 hours per week equivalent 5 x junior hockey teams
<b>Whitecross PFI High School: Tupsley (Hereford City East)</b>	No formal agreement but used by clubs)	2 x senior football for training 1 x ATP: Used by Hereford Hockey Club	School use : 5 x 2 hours per week team equivalent 5 junior football teams School use: 5 x 2 hours per week equivalent 5 x junior hockey teams.
<b>St Mary's RC High School (Rural Parish)</b>	No formal agreement but used by: Bartestree and Lugwardine CC Fortnightly May – Aug	1 x cricket	School use : 5 x 2 hours per week team equivalent 5 junior cricket teams
Junior School	Community Use	Pitch	School Use Equivalent
<b>Hampton Dene Primary School: Tupsley (Hereford City East)</b>	No formal agreement but used by used by Phoenix juniors and minis FC, Kemble House special football team and Hereford Girls Juniors (Phoenix currently use but have indicated interest in using new 3G pitch at Hereford Rugby club. Hampton Dene pitches have a poor rating)	2 x mini football	School use : 4 x 2 hours per week equivalent 4 x mini football teams
<b>Broadlands Primary School: Aylestone (Hereford City East)</b>	No formal agreement but used by used by Phoenix juniors and minis FC	2 x mini football	School use : 4 x 2 hours per week equivalent 4 x mini football teams

### **4.3 Team equivalents: Club Training**

- 4.3.1 **Football:** Herefordshire Football Association identified that the number of hours training undertaken by teams is on average as follows:

- **Senior teams:** train between 1 – 3 hours per week depending on club. Elite teams average 3 hours per week but most teams will average between 1 and 2 hours per week, therefore in doing the calculation an average has been assumed as follows:
- **Junior/ mini teams:** train for approx 1 hour per week (mini teams approx 30 mins each). In the winter months this is mainly indoors but in the spring (when the clocks change) this is mainly outside.

**Total:** Based on the total number of teams the total team equivalents for:

- Hereford City Area, is **38.75 adult teams** and
- Rural Area is **11 adult teams** as shown below:

**Table 10: Football Team Equivalents**

No of Adult Teams	Adult Team equivalent
Approx 5 teams train 3 x week (10%)	= 7.5 adult teams
Approx 15 teams train 2 x week (30%)	= 7.5 adult teams
Approx 29 teams train 1 x week (60%)	= 14.5 adult teams
<b>Total</b>	<b>29.5 adult teams</b>
No of Junior Games	Adult Team equivalent
29 games/ 2 played per 1 x adult pitch / 4 teams per pitch	= 7.25 adult teams
17 mini games/ 4 games played per 1 adult pitch / 8 teams per pitch/30 minutes each	= 2 adult teams
<b>Total: Hereford City Area</b>	<b>9.25 teams</b>

No of Adult Teams	Adult Team equivalent
Approx 2 teams train 3 x week (10%)	= 3 adult teams
Approx 5 teams train 2 x week (30%)	= 2.5 adult teams
Approx 11 teams train 1 x week (60%)	= 5.5 adult teams
<b>Total</b>	<b>11 adult teams</b>
No of Junior Games	Adult Team equivalent
8.5 games/ 2 played per 1 x adult pitch / 4 teams per pitch	= 2 adult teams
6.5 mini games/ 4 games played per 1 adult pitch / 8 teams per pitch/30 minutes each	= 0.5 adult teams
<b>Total: Rural Areas</b>	<b>2.5 adult teams</b>

4.3.2 Outside training in the winter months is an issue and many clubs use indoor facilities or floodlit ATPs in particularly in the city, including Hereford Academy 3G pitch, Hereford Leisure Centre, ATP and Centre Pitch. Owning portable floodlights is an issue for many clubs due to cost and planning issues. The Herefordshire Football Association has highlighted this as a real problem experienced by a number of clubs across the county as a whole and something future funding opportunities could address.

4.3.3 **Cricket:** Herefordshire Cricket Board identified that the number of hours training undertaken by teams is on average as follows:

- **Senior teams:** train 1 hour per week

- **Junior teams:** train for approx 1 hour per week
- **Mini teams:** train for approx 30 mins per week

**Total:** Based on the total number of teams the total team equivalents for:

- Hereford City Area, is **19 hours training equivalent to 9 junior teams and 0.4 mini teams** and
- Rural Area is **7 hours training equivalent to 3 junior teams and 1 mini teams** as shown below:

**Table 11: Cricket Team Equivalents**

No of Adult/ Junior / Mini Teams	Junior Team equivalent
7 x senior at 1 hour per week	= 3.5 junior teams
11 x junior teams at 1 hour per week	= 5.5 junior teams
2 x mini teams at 30 mins per week	= 0.5 mini team
<b>Total Hereford City Area</b>	<b>9 junior teams 0.5 mini team</b>

No of Junior / Mini Teams	Junior Team equivalent
6 x junior teams at 1 hour per week	= 3 junior teams
2 x mini teams at 30 mins per week	= 1 mini team
<b>Total</b>	<b>3 junior teams 1 mini team</b>

- 4.3.4 **Rugby:** Using data from the Hereford and Worcester Rugby Playing Pitch Strategy and based on the total number of teams for the Hereford Area the total is as follows:

**Total: 10 team equivalents** as shown below:

**Table 12: Rugby Team Equivalents**

Club	Adult Team equivalent
Hereford Rugby Club	8 adult teams per week
Greyhounds	2 adult teams per week
<b>Total</b>	<b>10 adult teams</b>

- 4.3.5 Out door training can take place at the both the existing and planned Rugby Club facilities as pitches have floodlights.

#### **4.4 Local issues for the development of the sport**

- 4.4.1 Individual sports development plans and local knowledge will help identify key areas for the growth of the game and in particular where support is needed to increase participation. This information will help identify priority areas where future investment in pitches and facilities could support these aspirations.

- 4.4.2 **Football:** The FA have tracked team data over a number of years

through football participation reports, the trend for Hereford shows significant growth from 2009/10 onwards with growth then beginning to plateau.

Season	Adult male 11v11	Adult female 11v11	Youth Male	Youth female	Mini Soccer - mixed	Total
2009-10	99	7	97	2	57	262
2010-11	108	4	126	21	63	322
2011-12	96	4	125	23	62	310
2012-13	109	4	122	29	68	332

4.4.3 The Herefordshire FA has a strategy in place to Grow and Retain all areas of the game from 2012-2015 with a particular focus on adult 11v11 football and is therefore exploring ways to help support existing Clubs/Teams identify new opportunities to develop additional teams . For this to happen, it will require appropriate facilities for training and match play to allow the game to flourish.

4.4.4 The FA has an accreditation system known as The FA charter standard award which has 3 echelons. The highest FA award being that of the community award. The FA has set a target nationally to have 75% of all youth football being played in a Charter standard club. 80.95% of youth football in Hereford is played in a Charter Standard Club.

4.4.5 As part of this figure, within the Hereford Area, Hereford Lads Club, Westfields, Pegasus and Hinton are Chartered Standard Community Clubs and are the focus for the Football Association.

4.4.6 Key priorities for the Herefordshire FA from 2012-2015 are focused around 6 Key Areas;

- Growth and Retention\*
- Raising Standards
- Better Players
- Workforce Development
- Running the Game
- Facilities\*

The main priorities under these headings are as follows.

\*Growth and Retention:

- Sustain current affiliated mini soccer teams (mixed) during season 2012-2013 and support Clubs to develop further mini soccer teams during season 2013/2014 and 2014/2015.

- Clubs and Leagues need to be mindful of the FA Youth Development Review and the new formats of Football that will bring in changes to facility provision especially at U7 and U8 who will play 5v5 football from season 2013-2014 and 2014-2015 respectively.
- Develop new and sustain existing Youth Male Teams from U11 – U18 with a vision of 130 teams by season 2014-2015. At U11 and U12 age groups, the format of the game will be 9v9 football on  $\frac{3}{4}$  pitches with U13's upwards progressing to 11v11.
- Develop new and sustain existing Youth Female Teams from U11 – U18 with a vision of 25\*\* teams by season 2014-2015. At U11, Girls currently play 7v7 and at U13 they play 9v9, considerations around U15 playing 9v9 or 11v11 need to be considered linked to player registrations and participation in this area of the County. (\*\*there are currently 25 Youth Female Teams affiliated – therefore the priority will be to retain teams within this area and develop growth where there is potential to do so).
- Adult Male Football is a key priority and therefore particular emphasis will be around sustaining and growing the Adult Male 11v11 Game – links with the U18 League are critical to the sustainability of Male 11v11 Teams in Adult Football.
- Adult Female Football is also a priority and therefore sustaining and growing the Adult Female 11v11 is key to ensuring there is a structured player pathway from U9 – Adult. Priority work with leagues to develop a player pathway from Junior to Adult is important work to be done. There are currently 4 Adult Female Teams with a target of 5 by 2014-2015. Flexibility in playing formats is critical to sustainability of the Adult Female Game within Herefordshire.

4.4.7 Youth Development Review Implications: By the 2012/13 season it is forecast that 9v9 will already be a more popular format for young players across the country than the 11v11 version of the game. These formats are based upon all the academic research, evidence about child development and player development that has been gathered throughout the extensive consultation process. The Herefordshire Junior League and Herefordshire Girls League already provide 9v9 for U11 and U12 (HJFL) and U13 (HGFL) and have worked with the LA to ensure pitches are marked according to required usage.

4.4.8 One of the short-term challenges the Herefordshire FA face along

with Leagues and Clubs is ensuring we have facilities that meet the pitch and goal requirements and to support this The FA have specific resources to support Clubs, Leagues and Local Authorities to ensure the pitches are set out according to usage.

- 4.4.9 The FA are introducing mandatory changes to the game from 2013/14 which will see a number of new formats of the game in the youngest age ranges. Introduction of 5v5 football at U7 and U8 from season 2013-2014 suggests that there will be an increased demand in the number of 5v5 pitches as well as 9v9 pitches as this format becomes mandatory to leagues from Under 11. The impact of these changes should be monitored closely as demand levels are likely to change significantly.
- 4.4.10 Hereford Academy is now built and Aylestone Park is now being proposed for development by the Hereford United Football in the Community Trust.
- 4.4.11 **Cricket:** The Herefordshire Cricket Board (HCB) has identified within its Facilities Development Plan 2009 -2013, that the county has 45 cricket clubs affiliated to the Herefordshire Cricket Board (HCB). 11 are designated Focus clubs. There is only one cricket team in the Hereford Area and it not focus or clubmark status Hereford Cricket Club and Bartestree Cricket Club are two.
- 4.4.12 The Herefordshire English Cricket Board recognises that there is a good spread of Focus Clubs across the county in terms of travelling distances and population centres. As such clubs are organised into 4 cricket development districts to enable the development of school club links and a progression route for the sport. They are: Central; East; North & West and South & West. Hereford Area mostly falls in the Central district.
- 4.4.13 The focus clubs have detailed development plans and are progressively working with a cluster of schools within the population centres resulting in Herefordshire having seen progressive growth in the number of participants at school club, district and county level over the past 6 years. There is also currently a strong take up of the game at a junior level, male and female.
- 4.4.14 The HCB also undertook an assessment of local facilities and this found that most club houses and pavilions are considered good or adequate but on a club by club basis attention is being paid to ensure that all changing rooms meet modern standards. This is particularly important for women and girls cricket as it develops and for Focus clubs. Only a few clubs rate their square and outfield and practice facilities as good. Very few 2<sup>nd</sup> grounds currently meet quality

standards and individual clubs may require an upgrade and improvement to their facilities.

4.4.15 Bartestree Cricket Club provides good opportunities for women and girls cricket to develop. Burghill and Tillington have opportunities to develop disability cricket

4.4.16 In respect of existing facilities at the time of writing this report the Local Planning Authority and the Governing Bodies know of the opportunities and threats to the provision of cricket facilities in the Hereford Area:

- Hereford City is the centre of Herefordshire and acts as a sub regional centre, however, Cricket has limited presence currently in the city and the HCB has identified the need to develop a central “county ground” facility.
- The Bulmers Cricket ground next to Whitecross PFI (owned by Herefordshire Council) could provide this opportunity and the Herefordshire ECB want to develop the site as a “youth cricket centre of excellence” and use as a headquarters. Possible community asset transfer under lease agreement.
- Whitecross PFI School, soon to become an Academy are in support of this proposal acknowledging that this would provide a good opportunity to develop school/club links and in the long term a clear exit route from the school.
- The development of the junior game will then lead to more adult players in the future. The proposal includes planning permission to extend the pavilion to reconfigure the changing accommodation.
- The Bowls club will still be in operation and any future plans will need to ensure that they are still able to use the pavilion.

4.4.17 **Rugby:** The Rugby Football Union acknowledge that the range of facilities will be driven by the activities that take place and therefore if a club seeks investment to increase or improve their facilities then the level of activity must take account of any “under capacity”.

4.4.18 The North Midland strategy identifies three Model Venues that should be viewed as benchmarks against which clubs can identify their level of provision and need. Each one has a different range of activity and the requisite facilities and are not in any priority order, but designed as a framework.

4.4.19 Hereford Rugby Club is classified as a Model Venue 2 Site. This means it is an established club with a wide programme of adult and junior rugby potentially for both male and females and in particular they are capable of supporting county and regional club and RFU

programmes. In playing at RFU National 3 level and supporting city, county and regional playing programmes the club's current facilities are significantly beneath those needed by a club at this level.

4.4.20 The Rugby Football Union (RFU) has identified proposals presented by Hereford Rugby Club to relocate from their present two pitch site at Wyeside to a new five pitch site on land to the east of Holywell Gutter Lane which is North East of the city, as a high priority within the North Midlands RFU Facility Plan and the RFU's Regional Facility Strategy. This project is of high importance to the local community and the RFU in general. They are a large thriving rugby club using a facility which doesn't currently meet the demands asked of it. The relocation to the proposed new site is of high strategic importance to the club, community and the governing body. The proposal is based upon a number of factors but fundamentally linked to the sustainable growth of the game in Herefordshire. In detail:

- The club currently operate 18 teams on a two pitch sites with four changing rooms in a flood plain. This does not provide any long term sustainable future for the club to both retain and recruit community rugby players or operate on a suitable financial basis to support such a large playing programme. The RFU has supplied information to demonstrate that demand significantly outstrips supply in the Hereford areas and further pitches and ancillary facilities will be needed to meet current and future needs.

4.4.21 Greyhound Rugby Club is classified as a Model Venue 1 Site. The club has invested heavily in the pitches where they play at the Hereford City Sports Ground and they are of excellent quality.

4.4.22 However, the future sustainability of the club at this venue is dependant on cost. Financial constraints of playing here are a main issue and affording it are of a primary concern for the club. Relocation to a more accommodating site may be an option.

4.2.23 **Hockey:** The International Hockey Federation (IFH) under whose guidance all governing bodies have to operate, have stipulated that 3G, or long pile turf pitches, must be certified as being appropriate for hockey. The maximum permitted will be 35-40mm and provided this is met the pitch can be used for local and regional league competition. There are, however, severe restrictions on use of these pitches outside of that category. However, a pitch with 40mm length pile has to pass the IFH testing parameters and if it does not, then the existing insurance cover may well be invalidated which means that hockey could not be played. The building of such pitches to replace the Synthetic Turf Pitches could have an immense and disastrous impact on the playing of hockey in the County.



- 4.4.24 Currently Hereford Hockey Club (male and female) use the Hereford Leisure centre and Whitecross PFI School Synthetic Turf Pitches and Herefordshire Junior County Hockey play at either Hereford Leisure Centre or Bridge Street Sports Park, Leominster Synthetic Turf Pitches.
- 4.4.25 **Bowling:** Bowling is not seen as a high priority sport in the county and no issues have been raised apart from those identified in 4.2.11 at Bulmers Cricket Ground proposal.
- 4.4.26 **Tennis:** No issues have been raised by the Lawn Tennis Association for Herefordshire and Worcestershire. (LTAHW)

#### **4.5 User perception: Club Responses**

- 4.5.1 The key issues raised by the clubs in response to the questionnaire, in terms of participation, facilities used, issues and development opportunities are summarised below. The response rates for each sport across Hereford Areas as a whole (including Hereford City and the Rural Parishes) to the questionnaire are also included.
- 4.5.2 **Football:** Returned Questionnaire from Football Clubs:
- 13 Clubs (26%)
    - 17 teams – (12%)

**Table 13: Football Club responses**

<b>Club</b>	<b>Hereford Civil Service FC (resurveyed November 2012)</b>
Match Day Venues	Match Day Venue: Roman Park, Credenhill
Cancellations	games played last season – 4 rescheduled/cancelled due to pitch condition
Training on main pitch	Outdoor training as above – summer Wednesday evenings Indoor training – Hereford Sixth Form College- evenings varies
Pitch rating overall	Very Good
Changing	Excellent
Showers	Very Good
Parking	Very Good
Value for money	Very Good
Where do majority of players reside?	Hereford
Future Plans	Ideally we would like to be based in Hereford
<b>Club</b>	<b>Heart of Oak FC</b>
Match Day Venues	Match Day Venue: Hereford Leisure centre – Hired – Halo – Sunday am
cancellations	games played last season – 7 cancelled due to

	pitch condition
Training on main pitch	
Pitch rating overall	Pitch is rated as acceptable overall with poor grass cover and evenness
Changing	Acceptable
Showers	Acceptable
Parking	Acceptable
value for money	Poor
Future Plans	Future plans include increasing membership and relocation.
Where do majority of players reside?	Hereford
<b>Club</b>	<b>Stage Coach FC</b>
Match Day Venues	Match Day Venue: Widemarsh common - hired – Halo – Sunday am
cancellations	games played last season – 5 rescheduled due to pitch condition
Training on main pitch	
Pitch rating overall	Good
Changing	Good
Showers	good
Parking	Good
Value for Money	Acceptable
Where do majority of players reside?	Hereford
<b>Club</b>	<b>Holmer Athletic FC</b>
Match Day Venues	Match Day Venue: Widemarsh Common– Hired - Halo – Sunday am
cancellations	games played last season – 3 cancelled due to pitch condition
Training on main pitch	Informal club with no formal training needs
Pitch rating overall	Good
Changing	good
Showers	Good
Parking	good
Value for Money	pitch hire has increased
General comments	Membership retention an issue and pitch hire expensive!
Where do majority of players reside?	Hereford
<b>Club</b>	<b>Relentless FC</b>
Match Day Venues	Match Day Venue: Hereford Leisure Centre – Hired Halo Saturday pm
cancellations	games played last season – 73cancelled due to

	pitch condition
Training on main pitch	Outdoor training Whitecross School Astro – Hired - evenings varies.
Pitch rating overall	good
Changing	Good
Showers	Good
Parking	Good
Value for money	Good
Where do majority of players reside?	Hereford
<b>Club</b>	<b>HWX United FC</b>
Match Day Venues	Match Day Venue: King George V Playing Fields – Hired Halo– Sunday pm
cancellations	games played last season – 5 rescheduled due to pitch condition
Training on main pitch	
Pitch rating overall	Pitch is rated as good overall but dog fouling and litter is an issue
Changing	Good
Showers	good
Parking	good
Value for money	Good
Where do majority of players reside?	Hereford
<b>Club</b>	<b>Holme Lacy FC</b>
Match Day Venues	Match Day Venue: Holme Lacy Playing Fields – Hired Holme Lacy Parish Council – Saturday pm
cancellations	games played last season – 7 cancelled due to pitch condition
Training on main pitch	Outdoor training as above –evenings varies Point 4 Astro – Hire RNCB and Hereford Leisure Centre Astro - evenings varies
Pitch rating overall	Pitch is rated as acceptable overall with poor grass cover and evenness and
Changing	Poor
Showers	Poor
Parking	Acceptable
Value for Money	Acceptable
General comments	Future plans include increasing membership, refurbishment of existing facilities and relocation.
Where do majority of players reside?	Hereford
<b>Club</b>	<b>FC Phoenix Ladies</b>

Match Day Venues	Match Day Venue: All pay Park –Hereford Leisure Centre – Hired Halo and Gorsty Lane
cancellations	games played last season – 14 cancelled due to pitch condition
Training on main pitch	Outdoor training as above
Pitch rating overall	Pitch is rated as poor overall (Gorsty Lane)
Changing	Good
Showers	good
Parking	Acceptable
Value for money	Acceptable
General comments	Future plans include increasing membership.
Where do majority of players reside?	Hereford
<b>Club</b>	<b>Westfields FC (resurveyed November 2012)</b>
Match Day Venues	Match Day Venue: All pay Park –owned –anytime
cancellations	Outdoor training as above.
Training on main pitch	games played last season – 3 cancelled due to pitch condition
Pitch rating overall	Excellent
Changing	Excellent
Showers	Excellent
Parking	Excellent
Value for Money	Excellent
General comments	Future plans include increasing membership. We have worked 20 years to get these facilities of our own
Where do majority of players reside?	Hereford
<b>Club</b>	<b>Hereford Lads Club</b>
Match Day Venues	Match Day Venues: Widemarsh Common County Ground– Hired Halo – Saturday 10 – 12, Sunday 10 – 12 plus mid week evenings when required. Hereford Leisure Centre as required.
cancellations	Minis 30 games, senior 40 games played last season – 2 cancelled due to pitch condition
Training on main pitch	Outdoor training as above – Monday – Friday as required.
Pitch rating overall	Pitch is rated as acceptable overall but poor grass cover and evenness, dog fouling
Changing	Good
Showers	Good
Parking	Acceptable
Value for money	Acceptable
General comments	Future plans included increasing membership and refurbishing existing facilities.

Where do majority of players reside?	Hereford
<b>Club</b>	<b>Hinton FC</b>
Match Day Venues	Match Day Venues: Various pitches at Broomy Hill – some hired - Cathedral School and some owned – Saturday am, Sunday am , Sunday pm and Sat pm
cancellations	40 – including juniors - games played last season – 4 cancelled (Cathedral pitches) due to pitch condition
Training on main pitch	Outdoor Training as above Monday – Friday – and at Whitecross Astro turf and Hereford Leisure Centre Astro Turf but these are difficult to book as never available.
Pitch rating overall	acceptable overall with poor evenness of pitch
Changing	Acceptable
Showers	Acceptable
Parking	Poor
Value for money	Value for money acceptable
Future Plans	Future plans include increasing membership, expanding range of facilities provided and refurbishing existing facilities. Plans in progress to provide an Astro 3G pitch in association with Cathedral School
Where do majority of players reside?	Hereford
<b>Club</b>	<b>Greyhound City Sports FC</b>
Match Day Venues	Match Day Venues: Hereford City Sports– Hired – Saturday and Sunday Junior games
cancellations	45 – 50 games played last season – 10 rescheduled due to pitch condition.
Training on main pitch	Outdoor Training Venues: at above – Mon, Tues, Wed, Thurs 6 – 7 pm
Pitch rating overall	Good
Changing	Good
Showers	Good
Parking	Good
General comments	future plans include increasing membership
Value for money	Good
Where do majority of players reside?	Hereford
<b>Club</b>	<b>Fownhope (surveyed November 2012)</b>
Match Day Venues	Recreation Field, Fownhope
cancellations	3

Training on main pitch	Training adjacent to main pitch
Pitch rating overall	Average
Changing	Good
Showers	Average
Parking	Good
General comments	To continue using current facilities
Value for money	Acceptable
Where do majority of players reside?	Hereford City
<b>Club</b>	<b>F C Phoenix (surveyed November 2012)</b>
Match Day Venues	Broadlands School The Quarry Gorsty Lane
cancellations	Maximum of 10
Training on main pitch	No training is at Point 4 indoor facility
Pitch rating overall	Average: In periods where grass grows at increased rates, cutting is far from satisfactory
Changing	None available on Quarry Good on Gorsty Lane
Showers	No Comment our children don't use the showers
Parking	Street Parking at Quarry Poor at Gorsty
General comments	We would dearly love to find our own venue/facilities. We have a dream!
Value for money	Acceptable
Where do majority of players reside?	Spread across the city

#### 4.5.3 **Cricket:** Returned Questionnaire from Cricket Clubs:

- 5 Clubs (45%)
  - 14 teams – (45%)

**Table 14: Cricket Club responses**

<b>Club</b>	<b>Hereford Cricket club</b>
Match Day Venues	Match Day venues: Hereford City Sports Club – Lease – Herefordshire Council. Saturday pm, Tuesday 6 – 9 pm Sunday 10 – 8.30)
cancellations	50+ games are played on the main pitch each season but 10 cancelled last season due to pitch conditions
Training on main pitch	Thursday 6 – 8.30 (Training) The main pitch is used for training for 6 hours per week
Pitch rating overall	The main pitch is rated good but litter/dog fouling a problem
Changing	Good

Showers	Good
Parking	Good
Value for Money	Good
Future Plans	Increasing membership
Where do majority of players reside?	Hereford
<b>Club</b>	<b>Marden Cricket Club</b>
Match Day Venues	Match Day venues: Marden Cricket Ground. Saturday 2 – 7 pm, Tuesday 6 – 8 pm Sunday 2 – 7 pm
cancellations	14 games are played on the main pitch each season but 0 cancelled last season due to pitch conditions.
Training on main pitch	
Pitch rating overall	Good
Changing	Poor
Showers	Acceptable
Parking	Good
Value for Money	Acceptable
Future Plans	Future plans include refurbish existing facilities and relocation to different premises
Where do majority of players reside?	Hereford
<b>Club</b>	<b>Lads Cricket club</b>
Match Day Venues	Match Day venues: Widemarsh Common, Hereford – hired - Halo. Saturday 1 – 8pm,
cancellations	15 games are played on the main pitch each season but 8 cancelled last season due to pitch conditions.
Training on main pitch	
Pitch rating overall	Poor
Changing	Good
Showers	Good
Parking	Good
Value for Money	Poor
Future Plans	Future plans include relocation to different premises if no improvements made.
Where do majority of players reside?	Hereford
<b>Club</b>	<b>Bartestree and Lugwardine Cricket Club</b>
Match Day Venues	Match Day venues: Bartestree Playing Fields – Leased – Bartestree Playing Fields Association - Sat 1 – 10pm and St Mary’s RC School, Lugwardine –

	Hired from the school. Saturdays 1 – 8 pm
cancellations	35 + games are played on the main pitch each season but 7 cancelled last season due to pitch conditions.
Training on main pitch	Training as above and indoor practice nets at St Mary’s RC School – winter and pre season. – Jan – April
Pitch rating overall	Good
Changing	Good
Showers	Good
Parking	Good
Value for Money	Good
Future Plans	Future plans include increasing membership and obtain funding for new practice nets
Where do majority of players reside?	Hereford, Bartestree and Lugwardine

4.5.4 **Rugby:** Returned Questionnaire from Rugby Clubs:

- 1 Clubs (50%)
  - 19 teams – (61%)

**Table 15: Rugby club responses**

Club	Hereford Rugby Club
Match Day Venues	Currently play at Hereford Rugby Club – owned- Sat 1 – 5 , Sun 10 – 3, Mon – Friday 6 - 9pm and at Whitecross School – hired – occasional Sunday morning, Hereford City Sports – Hired – occasional Sunday morning and Cathedral School – hired – Sunday mornings 10 - 1.
cancellations	40 games played on main pitches last season – 8 cancelled due to pitch condition. 8 hours training per week on main pitches.
Training on main pitch	Outdoor training occasional use of Whitecross School outdoor Astro turf and indoor training at Bishop of Bluecoat School and Whitecross School in winter months
Pitch rating overall	Facilities are rated acceptable/poor
Changing	Facilities are rated acceptable/poor
Showers	Facilities are rated acceptable/poor
Parking	
Value for Money	
Future Plans	Include increasing members, expanding range of facilities and relocation. At the time of writing this report the club have a live planning



Where do majority of players reside?	application being considered to relocate premises. Decision is pending
--------------------------------------	--

#### 4.5.5 **Tennis:** Returned Questionnaire from Tennis Clubs:

**Table 16: Tennis club responses**

<b>Club</b>	<b>Wellington Tennis Club</b>
Match Day Venues	Play at Wellington Tennis Courts
Facilities	Courts are acceptable but changing is poor
Future Plans	Future plans include increasing membership and refurbishment of astro turf in about 5 years if not possible club may fold

### **4.6 User perception: Pitch Owner Responses**

4.6.1 This response rate includes the Hereford Areas as a whole (including Hereford City and the Rural Parishes).

**Table 17: Pitch owner responses**

<b>Owner</b>	<b>Fownhope Parish Council/Fownhope Recreation Field Association</b>
<b>Venue</b>	Fownhope Recreation Ground
<b>Users</b>	used by Fownhope Football Club and in the past Brockhampton Cricket Club
<b>Facility ratings overall</b>	Rate the pitches as good/average
<b>Owner</b>	<b>Lugwardine and Bartestree Parish council</b>
<b>Venue</b>	Bartestree Village Hall Playing Fields
<b>Users</b>	Use by Bartestree and Lugwardine football and cricket clubs all year evenings and weekends
<b>Facility ratings overall</b>	Good

## **5 Adequacy of Current Provision: The Playing Pitch Methodology**

5.1.0 The remainder of this section draws on the findings of the supply and demand analysis to identify key issues and a future delivery strategy for Herefordshire and Leominster Area in particular.

### **Adequacy of Current Provision: The Playing Pitch Methodology**

The Playing Pitch Methodology comprises 8 stages:

- Stage 1: Identifying Teams / Team equivalents

- Stage 2: Calculating home games per week
- Stage 3: Assessing total home games per week
- Stage 4: Establishing temporal demand for games.
- Stage 5: Defining Pitches used / required on each day
- Stage 6: Establishing Pitches Available.
- Stage 7: Assessing the findings
- Stage 8: Identifying policy options and solutions

- 5.1.1 Stages 1 – 6 involve numerical calculations, whilst stage 7 and 8 develop issues and solutions. The methodology is employed to analyse the adequacy of current provision and to assess possible future situations, in order that latent and future demand (identified through Team Generation Rates) and the problems with quality, use and capacity of existing pitches can be taken into account. The increase in population is considered by modelling a future year scenario – on this case 2031. Potential changes to pitch stock over that time are also taken into account.
- 5.1.2 It is implicit to the methodology that each sport is dealt with individually with a specific set of calculation for each because, despite some superficial similarities, they exhibit very different patterns of play. Bowling and Tennis are not included in these calculations.
- 5.1.3 We have however, used the Playing Pitch Model assumptions regarding the number of home games per week played by each sport. This is further broken down to deal with junior and senior play which is taken from the league fixtures. The analysis requires a breakdown of junior and senior pitches, however, no differentiation has been made between junior and senior cricket as they play on pitches of similar dimensions.
- 5.1.4 The Playing Pitch Model is a “peak day” model, therefore, we have determined on which day teams /leagues wish to play their fixtures, as well as the peak time (am or pm). The methodology also considers the ability of pitches to sustain play on the peak day at the peak time.

## **5.2 Playing Pitch Capacity**

- 5.2.1 “Towards a Level Playing Field” indicates that it is appropriate to take account of the carrying capacity (i.e. the number of games that pitches are adequately able to sustain per week) when calculating the playing pitch methodology.
- 5.2.2 There is no formula for calculating the carrying capacity of pitches as it is dependent on a number of factors such as weather, conditions, public access, quality of players etc. This information is best gathered through local knowledge, user surveys etc.

5.2.3 In calculating the carrying capacity of a pitch, the following should be considered:

- What proportion of the games are cancelled on the pitch due to poor pitch condition
- Is the condition of the pitch declining over the season
- What is the maintenance regime for the pitch at present?
- Could the capacity of the pitch be improved by enhanced maintenance?
- To what extent are pitches required to accommodate training activity?

5.2.4 As the response rate from both clubs and pitch owners is fairly low we haven't been able to consider the above in a meaningful way. The standard Playing Pitch Model assumes that pitches are able to take 2 games per week. However, this depends on its quality. Therefore, based on other studies and the non technical assessment undertaken for each pitch an informed judgement has been made to classify them using the following categories:

**Table 18: Quality ratings categories**

Quality Rating	Carrying Capacity	Multiplication Factor
Excellent/Good	2 matches per week	1.0
Average	1.5 matches per week /	0.75
Below Average	1 match per week	0.5
Poor	0.5 match per week/	0.25

5.2.5 If a pitch is of an excellent/ good quality it may be able to take two games per week, hence a higher weighting, however, on the other hand, if the pitch is only able to accommodate 1 match per week, it is equivalent to half a pitch.

5.2.6 Increasing the quality of a pitch will therefore increase the capacity of the pitch and reduce the overall number of facilities required. Qualitative improvements are therefore likely to be as important as the provision of additional pitches.

5.2.7 Other considerations to be taken into account include things such as carrying capacity which varies between sports and age groups: For example:

The condition of a football pitch is more likely to deteriorate quicker when in use than a cricket pitch due to both the nature of the sport and the time of year these sports are played; one cricket pitch normally supports a number of cricket strips/wickets, but uses the

same outfield which can be used alternatively across a cricket season, therefore for these reasons a cricket pitch is more likely to hold three matches or more per week, than football. Lower levels of wear and tear are generated by younger players and the short duration of matches, mini football pitches are considered able to sustain three or four games per week, without detriment to them.

5.2.8 Artificial Turf pitches for football and hockey are not affected by the conditions discussed above as wear and tear of this pitches does not occur to the same degree as grass. These pitches have therefore been considered able to take four games on the peak day, although this is dependent on flexible programming of matches to ensure this is feasible.

5.2.9 The following tables show the number of pitches available when taking the multiplication factor into consideration and include a second scenario showing schools with informal use where clubs are known to play.

**Table 19.1: Scenario 1: Hereford City - Secured community use pitches only shown in community use columns**

**Scenario 2: Hereford City – Includes pitches on school sites where clubs are known to play but with no formal community use agreement, shown in community use columns**

- Aylestone School: 1 x senior football – excellent
- Broadlands Primary School: 2 x mini football – poor
- Hampton Dene Primary School: 2 x mini – below average
- Whitecross High School: 2 x senior football – below average, 1 x ATP
- Bishops Bluecoat High School: Detached Cricket Ground – Excellent: Proposed redevelopment of site
- Hereford Sixth Form: ATP (Hockey)
- Rugby Club proposal to relocate to Holywell Gutter Lane: Tupsley

Quality Rating Carrying Capacity	Football	Multiplication Factor – pitches available	Total pitches available per week.
Excellent/Good 2 matches per week ( x 1)	<b>community use</b> 17 x senior 20 x senior 1 x 9 v 9 junior 2 x mini 1 x 3G football 1 x ATP (football and hockey)  <b>non community use</b> 5 x senior 3 x senior 3 x mini	<b>community use</b> 17 x senior 20 x senior 1 x 9 v 9 junior 2 x mini 1 x 3G football 1 x ATP (football and hockey)  <b>non community use</b> 5 x senior 3 x senior 3 x mini	<b>community use</b> 17 x senior 21 x senior 2.75 x 9 v 9 junior 1 x 3G football 1 x ATP (football and hockey) 2.5 x mini 4 x mini  <b>non community use</b> 6 x senior 3 x senior 11.75 x mini 10.25 mini

<b>Average</b> 1.5 matches per week (x 0.75)	<b>community use</b> 1 x 9 v 9 junior <b>non community use</b> 2 x junior 7 x mini	<b>community use</b> 0.75 x 9 v 9 junior <b>non community use</b> 1.5 x junior 5.25 x mini	
<b>Below Average</b> 1 match per week ( x 0.5)	<b>community use</b> 2 x senior 2 x 9 v 9 junior 1x mini 3 x mini  <b>non community use</b> 2 x senior 0 x senior 6 x mini 4 x mini	<b>community use</b> 1 x senior 1 x 9 v9 junior 0.5 x mini 1.5 x mini  <b>non community use</b> 1 x senior 0 x senior 3 x mini 2 x mini	
<b>Poor matches 0.5 per</b> week (x 0.25)	<b>community use</b> 2 x mini  <b>non community use</b> 2 x mini	<b>community use</b> 0.5 x mini  <b>non community use</b> 0.5 x mini 0 x mini	
<b>Quality Rating</b> <b>Carrying Capacity</b>	<b>Rugby</b>	<b>Multiplication Factor</b> <b>– pitches available</b>	<b>Total pitches</b> <b>available per week.</b>
<b>Excellent/Good</b> 2 matches per week (x 1)	<b>community use</b> 3 x senior 1 x midi  <b>non community use</b> 6 x senior	<b>community use</b> 3 x senior 1 x midi  <b>non community use</b> 6 x senior	<b>community use</b> 3 x senior 1 x midi  <b>non community use</b> 8.25 x senior
<b>Average</b> 1.5 matches per week (x 0.75)	<b>non community use</b> 3 x senior	<b>non community use</b> 2.25 x senior	
<b>Quality Rating</b> <b>Carrying Capacity</b>	<b>Cricket</b>	<b>Multiplication Factor</b> <b>– pitches available</b>	<b>Total pitches</b> <b>available per week.</b>
<b>Excellent/Good</b> 2 matches per week ( x 1)	<b>community use</b> 5 x senior 6 x senior  <b>non community use</b> 8 x senior 7 x senior	<b>community use</b> 5 x senior 6 x senior  <b>non community use</b> 8 x senior 7 x senior	<b>community use</b> 5 x senior 6 x senior  <b>non community use</b> 8 x senior 7 x senior
<b>Quality Rating</b> <b>Carrying Capacity</b>	<b>Hockey</b>	<b>Multiplication Factor</b> <b>– pitches available</b>	<b>Total pitches</b> <b>available per week.</b>

Excellent/Good 2 matches per week (x 1)	<b>community use</b> 1 x senior ATP 3 x senior ATP	<b>community use</b> 1 x senior ATP 3 x senior ATP	<b>community use</b> 1 x senior ATP 3 x senior ATP
	<b>non community use</b> 2 x senior ATP 0 x senior ATP	<b>non community use</b> 2 x senior ATP 0 x senior ATP	<b>non community use</b> 2 x senior ATP 0 x senior ATP

**Table 19.1.1: Scenario 1: Hereford City East (Aylestone; Tupsley; Central) – secured community use pitches only shown in community use columns**

**Scenario 2: Hereford City (Aylestone; Tupsley; Central) – Includes pitches on school sites where clubs are known to play but with no formal community use agreement, shown in community use columns:**

- Aylestone School: 1 x senior football – excellent
- Broadlands Primary School: 2 x mini football – poor
- Hampton Dene Primary School: 2 x mini – below average
- Whitecross High School: 2 x senior football – below average, 1 x ATP
- Bishops Bluecoat High School: Detached Cricket Ground – Excellent: Proposed redevelopment of site

Quality Rating Carrying Capacity	Football	Multiplication Factor – pitches available	Total pitches available per week.
Excellent/Good 2 matches per week (x 1)	<b>community use</b> 1 x senior 2 x senior  <b>non community use</b> 4 x senior 3 x senior 1 x mini	<b>community use</b> 1 x senior 2 x senior  <b>non community use</b> 4 x senior 3 x senior 1 x mini	<b>community use</b> 1 x senior 2 x senior 1 x 9 v 9 junior 0.5 x mini 2.5 mini  <b>non community use</b>
Average 1.5 matches per week (x 0.75)	<b>non community use</b> 2 x mini	<b>non community use</b> 1.5 x mini	5 x senior 4 x senior 6 x mini 3.5 mini
Below Average 1 match per week (x 0.5)	<b>community use</b> 2 x senior 2 x 9 v 9 junior 1x mini 3 x mini  <b>non community use</b> 2 x senior 0 x senior 6 x mini 4 x mini	<b>community use</b> 1 x senior 1 x 9 v9 junior 0.5 x mini 1.5 x mini  <b>non community use</b> 1 x senior 0 x senior 3 x mini 2 x mini	
Poor matches 0.5 per week (x 0.25)	<b>community use</b> 2 x mini  <b>non community use</b> 2 x mini	<b>community use</b> 0.5 x mini  <b>non community use</b> 0.5 x mini	

Quality Rating Carrying Capacity	Rugby	Multiplication Factor – pitches available	Total pitches available per week.
Excellent/Good 2 matches per week (x 1)	non community use 6 x senior	non community use 6 x senior	non community use 6 x senior
Quality Rating Carrying Capacity	Cricket	Multiplication Factor – pitches available	Total pitches available per week.
Excellent/Good 2 matches per week (x 1)	community use 1 x senior  non community use 4 x senior 3 x senior	community use 1 x senior  non community use 4 x senior 3 x senior	community use 1 x senior  non community use 4 x senior 3 x senior
Quality Rating Carrying Capacity	Hockey	Multiplication Factor – pitches available	Total pitches available per week.
Excellent/Good 2 matches per week (x 1)	community use 1 x senior ATP 2 x senior ATP  non community use 1 x senior ATP 0 x senior ATP	community use 1 x senior ATP 2 x senior ATP  non community use 1 x senior ATP 0 x senior ATP	community use 1 x senior ATP 2 x senior ATP  non community use 1 x senior ATP 0 x senior ATP

**Table 19.1.2: Scenario 1: Hereford City South (St Martins; Belmont) secured community use pitches only shown in community use columns**

**Scenario 2: no change**

Quality Rating Carrying Capacity	Football	Multiplication Factor – pitches available	Total pitches available per week.
Excellent/Good 2 matches per week (x 1)	community use 6 x senior 1 x 9 v 9 junior 1 x mini 1 x 3G football non community use 2 x mini	community use 6 x senior 1 x 9 v 9 junior 1 x mini 1 x 3G football non community use 2 x mini	community use 6 x senior 1 x 9 v 9 junior 1 x mini 1 x 3G football  non community use 1.5 x junior 5.75 x mini
Average 1.5 matches per week (x 0.75)	non community use 2 x junior 5 x mini	non community use 1.5 x junior 3.75 x mini	
Quality Rating Carrying Capacity	Cricket	Multiplication Factor – pitches available	Total pitches available per week.

Excellent/Good 2 matches per week ( x 1)	community use 1 x senior	community use 1 x senior	community use 1 x senior
---	-----------------------------	-----------------------------	-----------------------------

**Table 19.1.3: Scenario 1: Hereford City West (3 Elms; St Nicholas) - secured community use pitches only shown in community use columns**

**Scenario 2: Hereford City West (3 Elms; St Nicholas) - Includes pitches on school sites where clubs are known to play but with no formal community use agreement, shown in community use columns:**

- Hereford Sixth Form: ATP (Hockey)
- Rugby Club proposal to relocate to Holywell Gutter Lane: Tupsley

Quality Rating Carrying Capacity	Football	Multiplication Factor – pitches available	Total pitches available per week.
Excellent/Good 2 matches per week ( x 1)	community use 10 x senior 1 ATP (football and hockey) 1 x mini  non community use 1 x senior	community use 10 x senior 1 ATP (football and hockey) 1 x mini  non community use 1 x senior	community use 10 x senior 1 ATP (football and hockey) 0.75 x 9 v 9 junior 1 x mini  non community use 1 x senior
Average 1.5 matches per week (x 0.75)	community use 1 x 9 v 9 junior	community use 0.75 x 9 v9 junior	
Quality Rating Carrying Capacity	Rugby	Multiplication Factor – pitches available	Total pitches available per week.
Excellent/Good 2 matches per week (x 1)	community use 3 x senior 1 x midi	community use 3 x senior 1 x midi	community use 3 x senior 1 x midi
Average 1.5 matches per week (x 0.75)	non community use 3 x senior	non community use 2.25 x senior	non community use 2.25 x senior
Quality Rating Carrying Capacity	Cricket	Multiplication Factor – pitches available	Total pitches available per week.
Excellent/Good 2 matches per week ( x 1)	community use 4 x senior non community use 4 x senior	community use 4 x senior non community use 4 x senior	community use 4 x senior non community use 4 x senior
Quality Rating Carrying Capacity	Hockey	Multiplication Factor – pitches available	Total pitches available per week.



<b>Excellent/Good</b> 2 matches per week ( x 1)	<b>community use</b> 1 x senior ATP <b>non community use</b> 1 x senior ATP	<b>community use</b> 1 x senior ATP <b>non community use</b> 1 x senior ATP	<b>community use</b> 1 x senior ATP <b>non community use</b> 1 x senior ATP 0 x senior ATP
--	--	--	--

**Table 19.2 Scenario 1: Rural Areas - secured community use pitches only shown in community use columns**

**Scenario 2: Rural Areas - Includes pitches on school sites where clubs are known to play but with no formal community use agreement, shown in community use columns.**

- St Mary's High School used by Bartestree and Lugwardine Cricket Club fortnightly May – Aug

<b>Quality Rating</b> <b>Carrying Capacity</b>	<b>Football</b>	<b>Multiplication Factor</b> <b>– pitches available</b>	<b>Total pitches</b> <b>available per week.</b>
<b>Excellent/Good</b> 2 matches per week ( x 1)	<b>community use</b> 6 x senior 1 x junior 1 x mini  <b>non community use</b> 1 x senior 3 x junior 1 x mini	<b>community use</b> 6 x senior 1 x junior 1x mini  <b>non community use</b> 1 x senior 3 x junior 1 x mini	<b>community use</b> 9 x senior 1 x junior 1 x mini  <b>non community use</b> 1 x senior 8 x junior 6 x mini
<b>Average</b> 1.5 matches per week (x 0.75)	<b>community use</b> 4 x senior  <b>non community use</b> 6 x junior 6 x mini	<b>community use</b> 3 x senior  <b>non community use</b> 4.5 x junior 4.5 x mini	Note: 2 x senior football at Holmer currently not available and 1 x senior football at Madley no changing facilities
<b>Below Average</b> 1 match per week ( x 0.5)	<b>non community use</b> 1 x junior 1 x mini	<b>non community use</b> 0.5 x junior 0.5 x mini	
<b>Quality Rating</b> <b>Carrying Capacity</b>	<b>Rugby</b>	<b>Multiplication Factor</b> <b>– pitches available</b>	<b>Total pitches</b> <b>available per week.</b>
<b>Excellent/Good</b> 2 matches per week ( x 1)	<b>non community use</b> 1 x senior	<b>non community use</b> 1 x senior	<b>non community use</b> 1 x senior
<b>Quality Rating</b> <b>Carrying Capacity</b>	<b>Cricket</b>	<b>Multiplication Factor</b> <b>– pitches available</b>	<b>Total pitches</b> <b>available per week.</b>
<b>Excellent/Good</b> 2 matches per week ( x 1)	<b>community use</b> 5 x senior 6 x senior  <b>non community use</b> 1 x senior 0 x senior	<b>community use</b> 5 x senior 6 x senior  <b>non community use</b> 1 x senior 0 x senior	<b>community use</b> 5 x senior 6 x senior  <b>non community use</b> 1 x senior 0 x senior

**Table 19.3 Scenario 1: Hereford Area total including rural and urban wards - secured community use pitches only shown in community use columns**

**Scenario 2: Hereford Area total including rural and urban wards - Includes pitches on school sites where clubs are known to play but with no formal community use agreement, shown in community use columns.**

- Aylestone School: 1 x senior football – excellent
- Broadlands Primary School: 2 x mini football – poor
- Hampton Dene Primary School: 2 x mini – below average
- Whitecross High School: 2 x senior football – below average, 1 x ATP
- Bishops Bluecoat High School: Detached Cricket Ground – Excellent: Proposed redevelopment of site
- Hereford Sixth Form: ATP (Hockey)
- Rugby Club proposal to relocate to Holywell Gutter Lane: Tupsley
- St Mary’s High School used by Bartestree and Lugwardine Cricket Club fortnightly May - Aug

Quality Rating Carrying Capacity	Football	Multiplication Factor – pitches available	Total pitches available per week.
<b>Excellent/Good</b> 2 matches per week ( x 1)	<b>community use</b> 23 x senior 28 x senior 1 x 9 v 9 junior 1 x 3G football 1 x ATP (football and hockey) 1 x junior 3 x mini  <b>non community use</b> 6 x senior 4 x senior 3 x junior 4 x mini	<b>community use</b> 26 x senior 28 x senior 1 x 9 v 9 junior 1 x 3G football 1 x ATP (football and hockey) 1 x junior 3 x mini  <b>non community use</b> 6 x senior 4 x senior 3 x junior 4 x mini	<b>community use</b> 29 senior 33 x senior 2. 75 x 9 v 9 junior 1 x 3G football 1 x ATP (football and hockey) 1 x junior 3.5 x mini 4.5 x mini  <b>non community use</b> 7 x senior 4 x senior 8 x junior 17.75 x mini 15.75 mini
<b>Average</b> 1.5 matches per week (x 0.75)	<b>community use</b> 4 x senior 1 x 9 v 9 junior <b>non community use</b> 8 x junior 13 x mini	<b>community use</b> 3 x senior 0.75 x 9 v 9 junior <b>non community use</b> 6 x junior 9.75 x mini	
<b>Below Average</b> 1 match per week ( x 0.5)	<b>community use</b> 2 x senior 2 x 9 v 9 junior 1x mini 3 x mini  <b>non community use</b> 2 x senior	<b>community use</b> 1 x senior 1 x 9 v9 junior 0.5 x mini 1.5 x mini  <b>non community use</b> 1 x senior	

	0 x senior 1 x junior 7 x mini 4 x mini	0 x senior 0.5 x junior 3.5 x mini 2 x mini	
Poor matches 0.5 per week (x 0.25)	community use 2 x mini  non community use 2 x mini	community use 0.5 x mini  non community use 0.5 x mini 0 x mini	
<b>Quality Rating Carrying Capacity</b>	<b>Rugby</b>	<b>Multiplication Factor – pitches available</b>	<b>Total pitches available per week.</b>
Excellent/Good 2 matches per week (x 1)	community use 3 x senior 1 x midi  non community use 7 x senior	community use 3 x senior 1 x midi  non community use 7 x senior	community use 3 x senior 1 x midi  non community use 9.25 x senior
Average 1.5 matches per week (x 0.75)	non community use 3 x senior	non community use 2.25 x senior	
<b>Quality Rating Carrying Capacity</b>	<b>Cricket</b>	<b>Multiplication Factor – pitches available</b>	<b>Total pitches available per week.</b>
Excellent/Good 2 matches per week (x 1)	community use 10 x senior 12 x senior  non community use 9 x senior 7 x senior	community use 5 x senior 6 x senior  non community use 8 x senior 7 x senior	community use 5 x senior 6 x senior  non community use 8 x senior 7 x senior
<b>Quality Rating Carrying Capacity</b>	<b>Hockey</b>	<b>Multiplication Factor – pitches available</b>	<b>Total pitches available per week.</b>
Excellent/Good 2 matches per week (x 1)	community use 1 x senior ATP 3 x senior ATP  non community use 2 x senior ATP 0 x senior ATP	community use 1 x senior ATP 3 x senior ATP  non community use 2 x senior ATP 0 x senior ATP	community use 1 x senior ATP 3 x senior ATP  non community use 2 x senior ATP 0 x senior ATP

### 5.3 Playing Pitch Model Calculations

- 5.3.1 The table below shows the calculations undertaken to determine the surplus/deficit of football, cricket and rugby pitches in the study area.
- 5.3.2 As per the Playing Pitch Modelling guidance, it is assumed that all football and rugby teams play a home match every fortnight. However, for cricket teams it is assumed that many teams play home matches more than every fortnight (i.e. mid-week matches etc) hence the figure of 0.7.

5.3.3 Data has been determined by a combination of questionnaire responses, telephone interviews, discussions with the HFA, HCB and RFU and web based information on league fixtures. Figures are approximate and it is acknowledged that these could change.

5.3.4 Only community use sites have been included and the multiplication factor for the pitches as described above used.

5.3.5 **Hereford City: including:**

**Scenario 1: Hereford City - Secured community use pitches only shown in community use columns**

**Scenario 2: Hereford City – Includes pitches on school sites where clubs are known to play but with no formal community use agreement, shown in community use columns including:**

- Aylestone School: 1 x senior football – excellent
- Broadlands Primary School: 2 x mini football – poor
- Hampton Dene Primary School: 2 x mini – below average
- Whitecross High School: 2 x senior football – below average, 1 x ATP
- Bishops Bluecoat High School: Detached Cricket Ground – Excellent: Proposed redevelopment of site
- Hereford Sixth Form: ATP (Hockey)
- Rugby Club proposal to relocate to Holywell Gutter Lane: Tupsley

**Table 20.1**

<b>Hereford City :Football Provision: Surpluses / Deficiencies</b>						
<b>Stage 1: Identifying Team Equivalents</b>						
Adult Teams	49					
Training adult/junior/mini equivalents	38.75					29.5 adult training equivalents/ 9.25 junior and mini training equivalents
Junior Teams (u11s/12s) (U13's +)	63					58 juniors (u11's /12's – 17) (u13's + 41)/ 5 school equivalents
Junior Teams (u11s/12s) (U13's +)	73					58 juniors (u11's /12's – 17) (u13's + 41)/ 15 school equivalents
Mini Teams (u8's/9's/10s)	34					34 minis
Mini Teams (u8's/9's/10s)	42					34 minis / 8 school equivalents
<b>Total</b>	<b>184</b>					
<b>Total</b>	<b>202</b>					
<b>Stage 2: Home Games per Team per Week</b>						
(based on the principal of one home game per week, one week away = (0.5 )						
<b>Stage 3: Total Home Games per Week</b>						
Adult Teams	( 48 x 0.5)					24
Training	(38 .75x 1)					38.75
Junior Teams (u11s/12s) (U13's +)	(17 x 0.5) (41 x 0.5)					8.5 20.5
School equivalents juniors	(5 x 1)					5
School equivalents juniors	(15 x 1)					15
Mini Teams (u8's/9's/10s)	( 34 x 1)					34
School equivalents mini	(8 x 1)					8
<b>Stage 4: Temporal Demand for Games</b>						
	Sat am	Sat pm	Sun am	Sun pm	Weekday schools	Weekday/ u18 floodlit/ Training
Adult Teams/u18	0%	54%	35%	11%	0%	0%

floodlit						
Training (adult equivalent)	0%	0%	0%	0%	0%	100%
Junior (u13's +) Teams	0%	0%	49%	44%	0%	7%
School equivalents juniors					100%	
School equivalents juniors	0%	0%	0%	0%	100%	
Junior (u11's,u12's Mini (u8's,9's,10s) Teams	47%	0%	53%	0%	0%	0%
School equivalents mini	0%	0%	0%	0%	100%	0%
<b>Stage 5: Pitches required to meet Peak Demand</b>						
	Sat am	Sat pm	Sun am	Sun pm	Weekday Schools	Weekday/ u 18 floodlit/ Training
Adult Teams/ Training (adult equivalent)	0	13	8.5	2.5	0	0
Junior (u13's +) Teams	0	0	10	9	0	1.5
School equivalents juniors	0	0	0	0	5	0
School equivalents juniors	0	0	0	0	15	0
Junior (u11's,u12's Mini (u8's,9's,10s) Teams	4 x 9 v9 16 x 7 v 7	0	4.5 x 9 v 9 18 x 7 v 7	0	0	0
School equivalents mini	25	4	2	0	8	0
<b>Stage 6: Community Pitches available to meet Peak Demand</b>						
To assess the adequacy of current provision weightings have been added to reflect the capacity/availability of existing pitches.						
	LA owned/School owned	PC owned	Privately/Voluntary Owned	Total		
Adult	14 1 3G football (school) 1 ATP football / hockey (school) <i>*note 3 x pitches floodlit: 3G/ATP/Leisure Centre Grass pitch</i>		3	17 grass pitches - 1 x 3G – 1 x ATP <i>*note: Grass Pitches can sustain 2 x usage per week, 3G/ATP can sustain 4 x usage per week.</i>		
Adult	16		3	19 1 x 3G 1 x ATP		
Junior	2.75 (9 v9)			2.75		
Mini	3			3		
Mini Teams	4.5			4.5		
<b>Stage 7: surplus / deficiency of pitches</b>						

	Total pitches	Peak demand	Surpluses/Deficiencies
Adult Teams (Games)	17 senior grass pitches 1 x 3G School pitch ATP	13 (games)	+4 grass pitches , + 1 x 3G, + 1 x ATP
Adult Teams (Games)	19 senior grass pitches (2 x additional school)	13 (games)	+6 grass pitches
Adult Team Equivalents (Training adult, junior, mini)	17 senior grass pitches ( 1 x 3G School pitch 1 x ATP 2.75 junior 9 v 9 grass pitches 3 x mini grass pitches	38.75 (training)	- 8.75 grass pitches. This assumes a max of 2 x per week for available grass pitches to accommodate match play as above and all pitches even those without floodlights. - 30 grass pitches. This assumes usage of dedicated floodlit pitches only – Hereford Academy 3G, Hereford Leisure Centre ATP and Centre grass pitch
Adult Team Equivalents (Training adult, junior, mini)	29 senior grass pitches (2 x additional school)	38.75 (training)	- 7 grass pitches. This assumes a max of 2 x per week for available grass pitches to accommodate match play as above and all pitches even those without floodlights. - 28 grass pitches. This assumes usage of dedicated floodlit pitches only – Hereford Academy 3G, Hereford Leisure Centre ATP and Centre grass pitch
Junior (u13's +) Teams	17 senior grass pitches 1 x 3G School pitch ATP	10 (games)	+7 grass pitches + 1 x 3G, + 1 x ATP
Junior (u13's +) Teams	19 senior grass pitches (2 x additional school)	10 (games)	+9 grass pitches
School use junior equivalents	1 x 3G School pitch	5 (school use junior equivalents)	All played at the Hereford Academy. The School is still waiting for new grass pitches to mature for next season 2012/13
School equivalents juniors	2 x senior pitches ( 2 x additional school pitches) 1 x 3G School pitch	15 (school use junior equivalents)	All played at the Whitecross High School and Hereford Academy. Pitches are also used by the community for training. Issues concerning over use per week. Schools would take priority.
Junior (u11's,u12's Mini (u8's,9's,10s) Teams	2.75 dedicated junior 9 v 9 pitches(max use 2 x per week)	22.5 (4.5 x 9 v 9 /14x 7 v 7)	- 1.75 9 v 9 - 14.7 v 7
School equivalents mini	1.5	8 ( school use mini equivalents)	All played at Broadlands and Hampton Dene Primary Schools.
Peak demand: Sunday am:	17 senior 1 x 3G 1 x ATP 2.75 x 9v9 3 x mini	8.5 adult using senior pitches 10 u13s+ using senior pitches	18.5 senior pitches required for adult and u13's+ junior games -1.5 senior grass pitches
<b>Hereford City: Cricket Provision : Surpluses / Deficiencies</b>			
<b>Stage 1: Identifying Team Equivalents</b>			
Adult Teams	7		
Training adult/junior equivalents	10.5 (3.5 adult, 7 junior/mini )		
Junior Teams	10		
Mini Teams	2		
<b>Total</b>	<b>28.5</b>		

Stage 2: Home Games per Team per Week						
(based on the principal of one home game per week, one week away = 0.7 )						
Stage 3: Total Home Games per Week						
Adult	( 7 x 0.7)	5				
Training adult/junior equivalents	(10 x 1)	10				
Training mini equivalents	( 0.5 x 1)	0.5				
Junior	(10 x 0.7)	7				
Mini	(2 x 0.7)	1.5				
Stage 4: Temporal Demand for Games						
	Sat am	Sat pm	Sun am	Sun pm	Tues pm	Weekday training
Adult	0%	57%	0%	43%	0%	
Adult training equivalents						100% (wed)
Junior / mini	0%	0%	42%	33%	25%	
Junior/mini training equivalents						80% (Wed) 10% (Mon) 10% (Tues)
Stage 5: Pitches required to meet Peak Demand						
	Sat am	Sat pm	Sun am	Sun pm	Tues pm	Weekday training
Adult	0	3	0	2	0	0
Training adult equivalents	0	0	0	0	0	3.5
Training junior / mini equivalents	0	0	0	0	0	6 (Wed) 0.5 (Mon) 0.5(Tues)
Junior / mini	0	0	3.5	3	2	0
Stage 6: Community Pitches available to meet Peak Demand						
To assess the adequacy of current provision weightings have been added to reflect the capacity/availability of existing pitches.						
	LA owned	PC owned	Privately/Voluntary Owned		Total	
Adult / junior	3		2		5	
Detached pitch at Bishops Bluecoat School for club use only	4		2		6	
Stage 7: surplus / deficiency of pitches						
	Total pitches	Peak demand	Surpluses/Deficiencies			
Adult	5	3.5	+1.5			
Adult	6	3.5	+2.5			
Junior/mini	5	6	-1			

Junior/ mini	6	6	0		
Adult/junior/mini combined Sun pm	5	6	-1		
Adult/junior/mini combined Sun pm	6	6	0		
<b>Hereford City: Rugby Union Provision: Surpluses / Deficiencies</b>					
Both Teams currently located in Hereford City West: 3 Elms/St Nicholas:					
Hereford Rugby Team will be relocating from St Nicholas to Tupsley Ward – Planning Permission Secured for new site.					
<b>No Rural Clubs/Teams</b>					
<b>Stage 1: Identifying Team Equivalents</b>					
Adult Teams	7				
18–19 yr old Teams	2				
Junior Teams	6(equivalent 3 adults)				
Mini Teams	8 (equivalent 4 adults)				
Training Team Equivalents	8				
<b>Total</b>	<b>31</b>				
<b>Stage 2: Home Games per Team per Week</b>					
(based on the principal of one home game per week, one week away = 0.5 )					
<b>Stage 3: Total Home Games per Week</b>					
Adult	(7 x 0.5)	3.5			
18–19 yr old Teams	(2 x 0.5)	1			
Junior Teams Equivalent	(6x 0.5)	3			
Mini Teams Equivalent	(4 x 0.5 )	2			
Training Team Equivalents	(8 x 1)	8			
<b>Stage 4: Temporal Demand for Games</b>					
	Sat am	Sat pm	Sun am	Sun pm	Weekday training
Adult	0%	100%	0%	0%	0
18–19 yr old Teams	0%	100%	0%	0%	0
Junior Teams (time varies)	0%	0%	50 - 100%	50 - 100%	0
Mini Teams	0	0	0	100%	
Training Team Equivalents	0	0	0	0	100% (Tues/Weds/Thurs/ Sun am)
Note: time of juniors can vary on a Sunday					
<b>Stage 5: Pitches required to meet Peak Demand</b>					
	Sat am	Sat pm	Sun am	Sun pm	Weekday training
Adult	0	3.5	0	0	0
18–19 yr old Teams	0	1	0	0	0
Junior Teams Equivalent	0	0	1.5 – 3	1.5 – 3	0
Mini Teams Equivalent	0	0	0	2	0
Training Team Equivalents	0	0	0	0	2 - 8 ( depending on which day)
<b>Stage 6: Community Pitches available to meet Peak Demand</b>					
To assess the adequacy of current provision weightings have been added to reflect the capacity/availability of existing pitches.					



	LA owned	PC owned	Privately/Voluntary Owned	Total
Adult /Junior	0	0	3	3
Junior	0	0	1	1
Stage 7: Surplus / deficiency of pitches				
	Total pitches	Peak demand	Surplus/deficiencies	
Adult + 18-19 yr old Teams	3	4.5	-1.5	
Junior Teams Equivalent	4	1.5 / 3	+2.5 / + 1	
Mini / Junior Teams Equivalent (Sun pm)	4	3.5 / 5	+0.5 / -1	
Training Team Equivalents	4	2 / 8	+ 2 / - 4	

5.3.6 **General Issues:** These results are based on the assumption that teams wish to play on pitches which meet the National Governing Body recommendations for their age category. The modelling provides an output which identifies deficiencies or surpluses of pitches and for football in particular it can often show a surplus of adult pitches and a deficiency of junior. Looked in isolation these figures can be misleading and non-reflective of local circumstances. Local knowledge and consultation helps to reflect the reality as far as possible. The investment strategy will pick this up further and help to develop the thinking about specific sites and targeted usage patterns.

5.3.7 **Football Pitches:** Herefordshire Junior Football League is responsible for league matches for all junior and mini teams across the county.

- Junior u13's teams and older play on senior pitches.
- Junior u11's and u12's teams where they can play on dedicated junior 9 v 9 pitches.
- Mini u8's, 9's and 10's teams where they can play on mini 5 v 5 pitches. Given the lack of dedicated junior and mini pitches across the county and only a small number of clubs have their own grounds, many mini and junior teams do have to play on senior size pitches. For example 4 mini teams can use 1 senior pitch, therefore where there are no dedicated pitches available, 4 mini teams could play on one pitch.

Location of mini pitches is also important as the younger teams are often led and set up by parents. Although not essential, having access to toilets and a changing room is important as often parents will bring younger siblings along to watch and on wet days being able to change children out of wet clothes is helpful.

5.3.8 **Cricket Pitches:**

- Junior cricket teams play on senior pitches.

5.3.9 **Rugby Pitches:**

- All u13's rugby teams and up, play on a 15 a side rugby and use a full size pitch.
- Mini teams, u7's and 8's play principally on half 1 adult team with 10 players at 20 minutes per game. ,
- U9/10's with 13 players at 30 minutes per game and u11's/12's with 17 players at 40 minutes per game.

#### 5.3.10 Sport England Modelling: Football:

The overall assessment indicates a shortage of dedicated mini and junior pitches in Hereford city. Across the county, the Local Authority has reconfigured a number of senior pitches (2011/12) to provide both mini and 9 v 9 pitches as required by the Football Foundation. In Hereford City these include pitches at:

- King George Playing Fields (1 senior pitch reduced to provide a mini pitch)
- Tupsley ( 1 full size pitch at reduced to provide a 9 v 9)
- Old School Lane ( 1 full size pitch reduced to provide a 9 v 9)
- Grandstand Road – provision of a 9 v 9
- Newton Farm – provision of a 9 v 9

This has helped to reduce the deficit but the findings suggest that there is still a deficiency in dedicated pitches to meet junior and mini requirements.

#### 5.3.11 Key Findings: Scenario 1/ Scenario 2

- **Adult Teams Games:** Peak time for adult team games is Saturday pm. There is a surplus of adult football pitches to meet demand on peak days.

The surpluses of senior pitches, does mean however, that problems caused by bad weather which result in games being postponed, that there is a better opportunity to reschedule these games. There are a large number of Local Authority pitches, managed and maintained by HALO within the city at, *Hereford Leisure Centre; Gorsty Lane; Tupsley Quarry; King George V Playing Field; Broomy Hill Football Ground; Widemarsh Common; Grandstand Road*. Given the availability of senior pitches, HALO reported during the season (2011/12), all games postponed on these pitches due to weather problems were rescheduled without causing problems to league fixtures.

- **Adult Team Equivalent: (Training):** Peak times for training is weekdays. Although, these can be programmed for different days of the week, opportunities for outside training in the winter months are limited due to the availability of pitches with floodlights. Therefore, there is a significant deficiency of pitches to meet demand. Increased use of portable floodlights could reduce this issue. It is recognised that particularly during the winter months outside training is restricted to those facilities with floodlights, which in Hereford City currently include the following sites with community access: *Hereford Academy – 3G pitch: St*

*Martins and Hinton (Hereford City South); Hereford Leisure Centre - ATP: 3 Elms (Hereford City West); Hereford Leisure Centre – Centre Pitch: 3 Elms (Hereford City West).* This number could increase as existing proposals for 3G pitches come to fruition subject to planning and funding at Aylestone Park, Bishop’s School and the relocation of Hereford Rugby Club. Use of 3G pitches is 4 times greater than grass pitches so the availability of floodlit 3G pitches will help reduce the deficit. Many clubs use indoor facilities at the Leisure Centre and Point 4. A number of clubs also use portable floodlights, and although this is a solution to the problem, the Hereford Football Association has cited this as an issue for some clubs in affording them.

- **Junior u13’s and Older Junior Teams:** Peak time for junior team games is Sunday am and for school use (junior team equivalents 5), weekdays. School use is accommodated on the school senior pitches, but, where clubs play on these facilities, the usage is increased. If the school consider the pitches to be “overused” the school curriculum requirements will be the priority. There is surplus of senior pitches to meet demand so this will not be an issue.
- **Junior u11’s, 12,s, Mini u8’s, 9’s and 10’s Teams:** Peak time for junior and mini team games is Saturday and Sunday am. There is deficiency of dedicated junior and mini pitches to meet demand on peak days and as a consequence minis often play on available senior pitches and there are enough pitches to meet demand assuming 4 x teams per pitch. This does increase the weekly usage of senior pitches.
- **Peak Demand:** For all age groups the peak day demand is Sunday am. There are not enough grass pitches to meet the requirements of seniors and u13+ age groups. There are not enough dedicated 7 v 7 and 9 v 9 pitches.
- **School Pitches and School equivalents:**
  - The use of Whitecross School pitches, reduces the deficit of senior pitches by 2 for training purposes, but it should be noted that school use will take priority over community games and the pitches are not floodlit so winter training is not practical.
  - The use of Broadlands and Hampton Dene Primary Schools reduce the deficit in dedicated junior/mini pitches but it should be noted that school use will take priority over community games.

5.3.12 **Cricket Key Issues:** The official opening of the Herefordshire Cricket Centre of Excellence (HCCE) at Pentland Gardens, Hereford, took place in July 2012. With the help of Sport England, English Cricket Board, Herefordshire Council and Whitecross High School and Specialist Sports College, Herefordshire Cricket Board has entered into

a 25 year lease and developed the pavilion in order to create a Cricket Centre of Excellence for Herefordshire, with the aim to provide cricket opportunities and to make cricket available for all.

5.3.13 **Bishops School proposal:** The current site has a cricket pitch and square. There is a cricket pavilion/changing rooms/showers/meeting room/kitchen and a storage building for the mowers and sports equipment. The Cricket Club currently use the existing remote field, and they would be relocated to the new facility. The proposed new facility would have all of the above and an artificial wicket. It will include a single storey building to include changing rooms/showers/meeting room for cricket club/sports teaching classroom. The key findings below show the importance this facility will have in providing enough pitches to accommodate the game.

5.3.14 **Key Findings from Sport England Modelling: Scenario 1**

The overall assessment indicates a surplus of pitches to meet demand on peak days for adults but a shortage to meet demand for juniors in the Hereford City Area

- **Adult Teams:** Peak time for adults is Saturday pm. There is a surplus of cricket pitches to meet demand on peak days.
- **Adult Team Equivalents:** Training: Peak Time Wednesday: There is a surplus of cricket pitches to meet demand on peak days.
- **Junior and Mini Teams:** Peak for juniors and minis is Sunday am. There is a deficiency of cricket pitches to meet demand on peak days.
- **Adult, Junior and Mini Teams:** Peak time for adults, juniors and minis is Sunday pm. There is a deficiency of cricket pitches to meet demand on peak days.
- **Usage per week:** It is acknowledged that summer sports pitches can accommodate a greater number of games per week, however, pitches are considered to be well used increasing wear and tear at approximately 4 times per week to accommodate all games and training.

5.3.15 **Key Findings from Sport England Modelling: Scenario 2 (including pitch at Bishops School)**

- **Adult Teams:** Peak time for adults is Saturday pm. There is a surplus of cricket pitches to meet demand on peak days.
- **Adult Team Equivalents:** Training: Peak Time Wednesday: There is a surplus of cricket pitches to meet demand on peak days.
- **Junior and Mini Teams:** Peak for juniors is Sunday am. There are enough cricket pitches to meet demand on peak days.
- **Adult, Junior and Mini Teams:** Peak time for adults, juniors and minis is Sunday pm. There are enough cricket pitches to meet demand on peak days.

- **Usage per week:** It is acknowledged that summer sports pitches can accommodate a greater number of games per week; the Bishops school site reduces this to approximately 3 times per week to accommodate all games and training.

5.3.16 **Rugby Key Issues:** Planning permission has been secured (2012) to create a new base for Hereford Rugby Football Club off Holywell Gutter Lane, Hereford. It is an enabling development creating 190 new dwellings. The sports facility comprises 6 new grass senior pitches (2 floodlit), 2 grass junior pitches, a full size ATP, club house and indoor training facility. This will help to reduce the deficiencies as identified below.

5.3.17 **Rugby: Key Findings from Sport England Modelling: Scenario 1** (only)

- **Adult Teams / 18 /19 year old Teams:** Peak time for adults is Saturday pm. There is a deficiency of senior pitches to meet demand on peak days
- **Junior/mini teams:** Peak demand for junior/mini teams is Sunday am. There is a deficiency of pitches to meet demand on peak days: juniors and minis play on senior pitches and this has been taken into account.
- **Training Team Equivalents:** Peak time is weekdays. There is a deficiency of pitches to meet peak demand.

5.3.18 **Hockey: Key Findings from Sport England Modelling: Scenario 1** (only)

- **Adult Teams:** Peak time for adults is Saturday am. There is a surplus of ATP's to meet demand on peak days.
- **Junior Teams:** Peak time for juniors is Saturday am and pm. There is a surplus of ATP's to meet demand on peak days.
- **Usage per week:** Usage per week is high for each ATP and use of Bridge Street by a number of Hockey teams from Hereford for both games and training will add pressure to the facility and possibly impact on its quality.

5.3.19 **Splitting Hereford into the 3 areas** where the strategic housing sites are located will help us to identify the most appropriate areas for new playing pitches and for which sport. For example, it shows where teams are located and where they play and whether the pitches within these areas are adequate to meet their needs. Using this information it will help to identify appropriate locations arising from the strategic housing sites to locate new facilities. It is, however, recognised this is not an exact science as clubs can play beyond these boundaries.

5.3.20 **Hereford City East: including:**

Scenario 1: Hereford City East (Aylestone; Tupsley; Central) – secured community use pitches only shown in community use columns

Scenario 2: Hereford City (Aylestone; Tupsley; Central) – Includes pitches on school sites where clubs are known to play but with no formal community use agreement, shown in community use columns:

- Aylestone School: 1 x senior football – excellent
- Broadlands Primary School: 2 x mini football – poor
- Hampton Dene Primary School: 2 x mini – below average
- Whitecross High School: 2 x senior football – below average, 1 x ATP
- Bishops Bluecoat High School: Detached Cricket Ground – Excellent: Proposed redevelopment of site

Table 20.1.1

Hereford City East (Aylestone; Tupsley; Central):Football Provision: Surpluses/Deficiencies						
<b>Stage 1: Identifying Team Equivalents</b>						
Adult Teams	11					
Training adult/junior/mini equivalents	(4.5 adult training / 3 junior and mini training equivalents)					
Junior Teams (u11s/12s) (U13's +)	36 (u11's /12's – 6) (u13's + 20)/10 school equivalents)					
Mini Teams (u8's/9's/10s)	16					
Mini Teams (u8's/9's/10s)	24 (16 mini / 8 school equivalents)					
<b>Total</b>	<b>71.75</b>					
<b>Total</b>	<b>79.75</b>					
<b>Stage 2: Home Games per Team per Week</b>						
(based on the principal of one home game per week, one week away = (0.5 )						
<b>Stage 3: Total Home Games per Week</b>						
Adult Teams/u18 floodlit teams	(11 x 0.5)	5.5				
Training	(7.5 x 1)	7.5				
Junior Teams (u11s/12s) (U13's +)	(6 x 0.5) (20 x 0.5)	3 u11/u12 10 u13+				
School equivalents juniors	(10x 1)	10				
Mini Teams (u8's/9's/10s)	(16 x 1)	16				
School equivalents mini	(8 x 1)	8				
<b>Stage 4: Temporal Demand for Games</b>						
	Sat am	Sat pm	Sun am	Sun pm	Weekday schools	Weekday / u18 floodlit/ Training
Adult Teams/	0%	70%	15%	15%	0%	0%
Training (adult equivalent)	0%	0%	0%	0%	0%	100%
Junior (u13's +) Teams	0%	0%	41%	54%	0%	5%
School equivalents juniors	0%	0%	0%	0%	100%	0%
Junior (u11's,u12's Mini (u8's,9's,10s) Teams	50%	0%	50%	0%	0%	0%
School equivalents mini	0%	0%	0%	0%	100%	0%
<b>Stage 5: Pitches required to meet Peak Demand</b>						

	Sat am	Sat pm	Sun am	Sun pm	Weekday schools	Weekday / u 18 floodlit/ Training
Adult Teams/	0	3	0.5	0.5	0	0.5
Training (adult equivalent)	0	0	0	0	0	7.5
Junior (u13's +) Teams	0	0	3.5	5	0	1.5
School equivalents juniors	0	0	0	0	10	0
Junior (u11's,u12's Mini (u8's,9's,10s) Teams	1.5 9 v9 8 7 v 7	0	1.5 9 v9 8 7 v 7	0	0	0
School equivalents mini	0	0	0	0	8	0
<b>Stage 6: Community Pitches available to meet Peak Demand</b>						
To assess the adequacy of current provision weightings have been added to reflect the capacity/availability of existing pitches.						
	LA owned	PC owned	Privately/Voluntary Owned	Total		
Adult Teams	1	0	0	1		
Adult Teams	3	0	0	3		
Junior Teams	1 (9v9)	0	0	1 (9v9)		
Mini Teams	1	0	0	1		
Mini Teams	2.5	0	0	2.5		
<b>Stage 7: surplus / deficiency of pitches</b>						
	Total pitches	Peak demand	Surpluses/Deficiencies			
Adult Teams (Games)	1	3	-2 deficiency.			
Adult Teams (Games)	3	3	0			
Junior (u13's +) Teams	1	5	-4deficiency			
	3	5	-4 deficiency			
Junior (u11's,u12's Mini (u8's,9's,10s) Teams	1	9.5	- 8.5 deficiency			
Junior (u11's,u12's Mini (u8's,9's,10s) Teams	2.5	9.5	-7 deficiency			
<b>Hereford City East (Aylestone; Tupsley; Central):Cricket Provision: Surpluses / Deficiencies</b>						
<b>Stage 1: Identifying Team Equivalents</b>						
Adult Teams	4					
Training adult/junior equivalents	2 (All adults)					
Training mini equivalents	0					
Junior Teams	0					
Mini Teams	0					
<b>Total</b>	<b>6</b>					
<b>Stage 2: Home Games per Team per Week</b>						
(based on the principal of one home game per week, one week away = 0.7 )						
<b>Stage 3: Total Home Games per Week</b>						
Adult	( 4 x 0.7)					3

Training	(2 x 1)	2				
<b>Stage 4: Temporal Demand for Games</b>						
	Sat am	Sat pm	Sun am	Sun pm	Tues pm	Weekday training
Adult	0%	50%	0%	50%	0%	
Training adult equivalents	0%	0%	0%	0%	0%	100%
<b>Stage 5: Pitches required to meet Peak Demand</b>						
	Sat am	Sat pm	Sun am	Sun pm	Tues pm	Weekday training
Adult	0	1.5	0	1.5	0	
Training adult equivalents	0	0	0	0	0	2
<b>Stage 6: Community Pitches available to meet Peak Demand</b>						
To assess the adequacy of current provision weightings have been added to reflect the capacity/availability of existing pitches.						
	LA owned	PC owned	Privately/Voluntary Owned		Total	
Adult / junior	0 1	0	0		0 1	
<b>Stage 7: surplus / deficiency of pitches</b>						
	Total pitches	Peak demand	Surpluses/Deficiencies			
Adult	0 1	2 2	-2 -1			

#### 5.3.21 Football:

- **Adult Teams / Junior u13's and Older Junior Teams:** Although findings indicate that there are not enough senior pitches to meet the requirements of teams in this part of the city, some of this is down to poor quality and reduction in the number of times pitches can be used.
- **Junior u11's, 12,s, Mini u8's, 9's and 10's Teams:** Deficiencies in the number of dedicated pitches and quality issues around those that are dedicated.

#### 5.3.22 Cricket:

- **Adult Teams:** Only pitch in this part of the city is at Bishops Bluecoat School and has no formal community use agreement. However, even with this pitch there are not enough pitches in this part of the city.

#### 5.3.23 Hereford City South including:

Scenario 1: Hereford City South (St Martins; Belmont) secured community use pitches only shown in community use columns

Scenario 2: no change

Table 20.1.2

<b>Hereford City South (St Martins; Belmont): Football Provision: Surpluses / Deficiencies</b>
<b>Stage 1: Identifying Team Equivalents</b>



Adult Teams	14					
Training adult/junior/mini equivalents	7.5 (7 adult training / 0.5 junior and mini training equivalents)					
Junior Teams (u11s/12s) (U13's +)	9 (u11's /12's -2 ) (u13's + 2)/5 school equivalents)					
Mini Teams (u8's/9's/10s)	0					
<b>Total</b>	<b>30.5</b>					
<b>Stage 2: Home Games per Team per Week</b>						
(based on the principal of one home game per week, one week away = (0.5 )						
<b>Stage 3: Total Home Games per Week</b>						
Adult Teams	( 14 x 0.5)	7				
Junior Teams (u11s/12s) (U13's +)	( 2 x 0.5) (2 x 0.5)	1 (u13+) 1 (u11/12)				
Training	7.5 x 1)	7.5				
Junior school equivalents	( 5 x 1)	5				
<b>Stage 4: Temporal Demand for Games</b>						
	Sat am	Sat pm	Sun am	Sun pm	Weekday schools	Weekday training
Adult Teams	0%	15%	85%	0%	0%	0%
Junior Teams (U13's +)	0%	0%	25%	75%	0%	0%
Junior Teams (u11s/12s)	50%	0%	50%	0%	0%	0%
Training	0%	0%	0%	0%	0%	100%
Junior school equivalents	0%	0%	0%	0%	100%	0%
<b>Stage 5: Pitches required to meet Peak Demand</b>						
	Sat am	Sat pm	Sun am	Sun pm	Weekday schools	Weekday training
Adult Teams	0	1	6	0	0	0
Junior Teams (U13's +)	0	0	0.5	1.5	0	0
Junior Teams (u11s/12s)	1	0	1	0	0	0
Training	0	0	0	0	0	4
Junior school equivalents	0	0	0	0	5	0
<b>Stage 6: Community Pitches available to meet Peak Demand</b>						
To assess the adequacy of current provision weightings have been added to reflect the capacity/availability of existing pitches.						
	LA owned	PC owned	Privately/Voluntary Owned		Total	
Adult Teams	7 3G pitch (school)				7 3G pitch (school) 1 x 9v9 1 x mini	
Junior school equivalents	3G pitch (school) as above 1 x 9v9 1 x mini					
<b>Stage 7: surplus / deficiency of pitches</b>						
	Total pitches	Peak demand	Surpluses/Deficiencies			
Adult Teams	2 3G pitch (school)	6 Peak time for adult and junior 13 + 6.5	<b>-3 deficiency</b>			
Junior Teams (U13's +)	2 3G pitch (school)	1.5	<b>-2.5 deficiency</b> <b>+1.5 surplus</b>			

Junior Teams (u11s/12s)	1 x 9 v 9	1	0		
Training	2 3G pitch (school)	7.5	-4.5 deficiency		
Junior school equivalents	3G pitch (school)	5	School will be providing grass pitches as well in 12 months.		
<b>Hereford City South (St Martins; Belmont): Cricket Provision : Surpluses / Deficiencies</b>					
<b>Stage 1: Identifying Team Equivalents</b>					
Adult Teams		0			
Junior / mini Teams		0			
<b>Total</b>		0			
<b>Stage 2: Home Games per Team per Week</b>					
(based on the principal of one home game per week, one week away = 0.7 )					
<b>Stage 3: Total Home Games per Week</b>					
Adult	( x 0.7)	0			
Junior / mini	( x 0.7)	0			
<b>Stage 4: Temporal Demand for Games</b>					
	Sat am	Sat pm	Sun am	Sun pm	Tues pm
Adult	0%	0%	0%		
Junior / mini	0%	0%	0		
<b>Stage 5: Pitches required to meet Peak Demand</b>					
	Sat am	Sat pm	Sun am	Sun pm	Tues pm
Adult	0				
Junior / mini					
<b>Stage 6: Community Pitches available to meet Peak Demand</b>					
To assess the adequacy of current provision weightings have been added to reflect the capacity/availability of existing pitches.					
	LA owned	PC owned	Privately/Voluntary Owned	Total	
Adult / junior	1				
<b>Stage 7: surplus / deficiency of pitches</b>					
	Total pitches	Peak demand	Surpluses/Deficiencies		
Adult	1	0	+1		
Junior					

#### 5.3.24 **Football:**

- **Adult Teams:** Findings indicate that there is a deficiency of pitches in this part of the city to meet adult and junior 13+ requirements.
- **Junior Teams:** 1 x 9 v 9 to meet demand in this part of the city. There are no mini teams.

5.3.25 **Cricket:** There are no teams but one pitch

5.3.26 **Hereford City West: including:**

Scenario 1 Hereford City West (3 Elms; St Nicholas) - secured community use pitches only

shown in community use columns

Scenario 2: Hereford City West (3 Elms; St Nicholas) - Includes pitches on school sites where clubs are known to play but with no formal community use agreement, shown in community use columns:

Hereford Sixth Form: ATP (Hockey)

Rugby Club proposal to relocate to Holywell Gutter Lane: Tupsley

Table 20.1.3

<b>Hereford City West (3 Elms; St Nicholas): Football Provision: Surpluses / Deficiencies</b>					
<b>Stage 1: Identifying Team Equivalents</b>					
Adult Teams	24				
Training adult/junior/mini equivalents	13.5 (10 adult training equivalents /3 .5 junior and mini equivalents)				
Junior Teams (u11s/12s) (U13's +)	28 (u11's /12's – 9) (u13's + 19) (No school equivalents)				
Mini Teams (u8's/9's/10s)	18 (No school equivalents)				
<b>Total</b>	<b>83.5</b>				
<b>Stage 2: Home Games per Team per Week</b>					
(based on the principal of one home game per week, one week away = (0.5 )					
<b>Stage 3: Total Home Games per Week</b>					
Adult Teams/u18 floodlit teams	(24 x 0.5)	12			
Training	(1 x 13.5)	13.5			
Junior Teams (u11s/12s) (U13's +)	( 9 x 0.5) (19 x 0.5)	4.5 u 11/12 9.5 u 13+			
Mini Teams (u8's/9's/10s)	(18 x 1)	18			
<b>Stage 4: Temporal Demand for Games</b>					
	Sat am	Sat pm	Sun am	Sun pm	Weekday / u18 floodlit/ Training
Adult Teams/u18 floodlit	0%	50%	35%	15%	
Training	0%	0%	0%	0%	100%
Junior (u13's +) Teams	0%	0%	30%	55%	15%
Junior (u11's,u12's) Mini (u8's,9's,10s) Teams	67%	22%	11%	0%	0%
<b>Stage 5: Pitches required to meet Peak Demand</b>					
	Sat am	Sat pm	Sun am	Sun pm	Weekday /training
Adult Teams	0	6	4	2	0
Training	0	0	0	0	13.5
Junior (u13's +) Teams	0	0	3	5	1.5
Junior (u11's,u12's) Mini (u8's,9's,10s) Teams	3 x 9 v 9 12 x 7 v 7	1 x 9 v 9 4 x 7 v 7	0.5 x 9 v 9 2 x 7 v 7	0	0
<b>Stage 6: Community Pitches available to meet Peak Demand</b>					
To assess the adequacy of current provision weightings have been added to reflect the capacity/availability of existing pitches.					

	LA owned	PC owned	Privately/Voluntary Owned	Total		
Adult Teams	7 1 x ATP		3	10 1 x ATP		
Junior Teams	0.75 (9 v9)			0.75 (9 v9)		
Mini Teams	1			1		
<b>Stage 7: surplus / deficiency of pitches</b>						
	Total pitches	Peak demand	Surpluses/Deficiencies			
Adult Teams	10 1 ATP	6 7 combined with u13 +	+ 5 surplus + 4 surplus			
Training	10	13.5	<b>-3.5 deficiency</b>			
Junior (u13's +) Teams	10	4.5	+5.5			
Junior (u11's,u12's Mini (u8's,9's,10s) Teams	0.75 (9 v9)	3 x 9 v 9 4 x 7 v 7	<b>-3.25 deficiency 9 v 9</b> <b>- 4 deficiency 7 v 7</b>			
<b>Hereford City West (3 Elms; St Nicholas): Cricket Provision : Surpluses / Deficiencies</b>						
<b>Stage 1: Identifying Team Equivalents</b>						
Adult Teams	3					
Training adult/junior equivalents	8 (1.5 adult, 6.5 junior)					
Training mini equivalents	0.5					
Junior Teams	10					
Mini Teams	2					
<b>Total</b>	<b>23.5</b>					
<b>Stage 2: Home Games per Team per Week</b>						
(based on the principal of one home game per week, one week away = 0.7 )						
<b>Stage 3: Total Home Games per Week</b>						
Adult	( 3 x 0.7)	2				
Training adult/ junior equivalents	(8 x 1)	8				
Training min equivalents	(0.5 x 1)	0.5				
Junior Teams	(10 x 0.7)	7				
Mini Teams	( 2 x 0.7)	1.5				
<b>Stage 4: Temporal Demand for Games</b>						
	Sat am	Sat pm	Sun am	Sun pm	Tues pm	Weekday training
Adult	0%	67%	0%	33%	0%	
Adult training equivalents						100% (Wed)
Junior / mini	0%	0%	42%	33%	25%	
Junior/mini training equivalents						80% (Wed) 10% (Mon) 10% (Tues)
<b>Stage 5: Pitches required to meet Peak Demand</b>						
	Sat am	Sat pm	Sun am	Sun pm	Tues pm	Weekday training
Adult		1.5		0.5		
Adult training equivalents						1.5
Junior / mini			3.5	3	2	
Junior/mini						6 (Wed)

training equivalents						0.5 (Mon) 0.5 (Tues)
<b>Stage 6: Community Pitches available to meet Peak Demand</b>						
To assess the adequacy of current provision weightings have been added to reflect the capacity/availability of existing pitches.						
	LA owned	PC owned	Privately/Voluntary Owned		Total	
Adult / junior	2		2		4	
Detached pitch at Bishops Bluecoat School for club use only	3		2		5	
<b>Stage 7: surplus / deficiency of pitches</b>						
	Total pitches	Peak demand	Surpluses/Deficiencies			
Adult	4 5	1.5	+ 2.5 +3.5			
Junior	4 5	6	-2 -1			
Adult/Junior combined Sun pm	4 5	3.5	+0.5 +1.5			
<b>Hereford City: Rugby Union Provision: Surpluses / Deficiencies</b>						
Both Teams currently located in Hereford City West: 3 Elms/St Nicholas:						
Hereford Rugby Team will be relocating from St Nicholas to Tupsley Ward – Planning Permission Secured for new site.						
<b>Stage 1: Identifying Team Equivalents</b>						
Adult Teams	7					
18–19 yr old Teams	2					
Junior Teams	6(equivalent 3 adults)					
Mini Teams	8 (equivalent 4 adults)					
Training Team Equivalents	8					
<b>Total</b>	<b>31</b>					
<b>Stage 2: Home Games per Team per Week</b>						
(based on the principal of one home game per week, one week away = 0.5 )						
<b>Stage 3: Total Home Games per Week</b>						
Adult	(7 x 0.5)	3.5				
18–19 yr old Teams	(2 x 0.5)	1				
Junior Teams Equivalent	(6x 0.5)	3				
Mini Teams Equivalent	(4 x 0.5 )	2				
Training Team Equivalents	(8 x 1)	8				
<b>Stage 4: Temporal Demand for Games</b>						
	Sat am	Sat pm	Sun am	Sun pm	Weekday training	
Adult	0%	100%	0%	0%	0	
18–19 yr old Teams	0%	100%	0%	0%	0	
Junior Teams (time varies)	0%	0%	50 - 100%	50 - 100%	0	
Mini Teams	0	0	0	100%		
Training Team Equivalents	0	0	0	0	100% (Tues/Weds/Thurs/ Sun am)	
Note: time of juniors can vary on a Sunday						
<b>Stage 5: Pitches required to meet Peak Demand</b>						
	Sat am	Sat pm	Sun am	Sun pm	Weekday training	
Adult	0	3.5	0	0	0	

18–19 yr old Teams	0	1	0	0	0
Junior Teams Equivalent	0	0	1.5 – 3	1.5 – 3	0
Mini Teams Equivalent	0	0	0	2	0
Training Team Equivalents	0	0	0	0	2 - 8 ( depending on which day)
<b>Stage 6: Community Pitches available to meet Peak Demand</b>					
To assess the adequacy of current provision weightings have been added to reflect the capacity/availability of existing pitches.					
	LA owned	PC owned	Privately/Voluntary Owned		Total
Adult /Junior	0	0	3		3
Junior	0	0	1		1
<b>Stage 7: Surplus / deficiency of pitches</b>					
	Total pitches	Peak demand	Surplus/deficiencies		
Adult + 18-19 yr old Teams	3	4.5	-1.5		
Junior Teams Equivalent	4	1.5 / 3	+2.5/ + 1		
Mini / Junior Teams Equivalent (Sun pm)	4	3.5 /5	+0.5 / -1		
Training Team Equivalents	4	2 / 8	+ 2 / - 4		

#### 5.3.27 Football:

- **Adult Teams / Junior u13's and Older Junior Teams:** Findings indicate that there is a surplus of senior pitches in this part of the city to meet the needs of adults and older juniors who use senior pitches.
- **Junior u11's, 12,s, Mini u8's, 9's and 10's Teams:** Deficiencies in the number of dedicated 9 v 9 and 7 v 7 pitches and quality issues around those that are dedicated.

#### 5.3.28 Cricket:

- **Adult Teams:** Findings indicate that there is a surplus of pitches in this part of the city.
- **Junior Teams:** Findings indicate that there are deficiencies in the number of pitches to meet junior requirements in this part of the city.

#### 5.3.29 Rugby: Rugby Club proposal to relocate to Holywell Gutter Lane: Tupsley

#### 5.3.30 Rural Areas: including:

Scenario 1: Rural Areas - secured community use pitches only shown in community use columns

Scenario 2: Rural Areas - Includes pitches on school sites where clubs are known to play but with no formal community use agreement, shown in community use columns.

Table 20.2

Rural Areas: Football Provision: Surpluses / Deficiencies					
<b>Stage 1: Identifying Team Equivalents</b>					
Adult Teams	18				
Training adult/junior/mini equivalents	10.5 ( 8 adult, 2.5 junior and mini)				
Junior Teams (u11s/12s) (U13's +)	17 (u11's /u12's 4) (u13's+ 13) (No school equivalents)				
Mini Teams (u8's/9's/10s)	13 (No school equivalents)				
<b>Total</b>	<b>58.</b>				
<b>Stage 2: Home Games per Team per Week</b>					
(based on the principal of one home game per week, one week away = (0.5 )					
<b>Stage 3: Total Home Games per Week</b>					
Adult Teams/u18 floodlit teams	( 18 x 0.5)	9			
Training adult/junior/mini equivalents	(10.5 x 1)	10.5			
Junior Teams (u11s/12s) (U13's +)	(4 x 0.5) (13 x 0.5)	2 u 11 /12 7.5 u 13+			
Mini Teams (u8's/9's/10s)	( 13 x 1)	13			
<b>Stage 4: Temporal Demand for Games</b>					
	Sat am	Sat pm	Sun am	Sun pm	Weekday/ u18 floodlit/ Training
Adult Teams/u18 floodlit	0%	73%	27%	0%	0
Training adult/ junior/mini equivalents	0%	0%	0%	0%	100%
Junior (u13's +) Teams	0%	0%	34%	46%	20%
Junior (u11's,u12's Mini (u8's,9's,10s) Teams	50%	0%	50%	0%	0%
<b>Stage 5: Pitches required to meet Peak Demand</b>					
	Sat am	Sat pm	Sun am	Sun pm	Weekday/ training
Adult Teams	0	6.5	2.5	0	0
Training adult/ junior/mini equivalents	0	0	0	0	10.5
Junior (u13's +) Teams	0	0	2.5	3.5	1.5
Junior (u11's,u12's Mini (u8's,9's,10s) Teams	1 x 9 v 9 7.5 7 v 7	0	1 x 9 v 9 7.5 x 7 v 7	0	0
<b>Stage 6: Community Pitches available to meet Peak Demand</b>					
To assess the adequacy of current provision weightings have been added to reflect the capacity/availability of existing pitches.					
	LA owned	PC owned	Privately/Voluntary Owned	Total	
Adult Teams		6	3	9	
Junior Teams		1		1	
Mini Teams		1		1	
<b>Stage 7: surplus / deficiency of pitches</b>					
	Total pitches	Peak demand	Surpluses/Deficiencies		

Adult Teams	9	6.5	+ 2.5			
Training adult/ junior/mini equivalents	9 senior 1 x junior 1 x mini	10.5	+0.5 junior/mini			
Junior (u13's +) Teams	9	3.5	+5.5			
Junior (u11's,u12's Mini (u8's,9's,10s) Teams	1 x junior 1 x mini	1 7.5	0 - 6.5 deficiency			
<b>Rural Areas: Cricket Provision : Surpluses / Deficiencies</b>						
<b>Stage 1: Identifying Team Equivalents</b>						
Adult Teams	9					
Junior Teams	6					
Mini Teams	2					
Adult / Junior/Mini training equivalents	8 (4 adult / 4 junior/mini)					
Junior Team school equivalents	5					
<b>Total</b>	<b>30</b>					
<b>Stage 2: Home Games per Team per Week</b>						
(based on the principal of one home game per week, one week away = 0.7 )						
<b>Stage 3: Total Home Games per Week</b>						
Adult	(9 x 0.7)	6.3				
Junior Teams	(6 x 0.7)	4.2				
Mini Teams	(2 x 0.7)	1.4				
Adult / Junior / Mini training equivalents	(8 x 1)	8				
Junior Team school equivalents	(5 x 1)	5				
<b>Stage 4: Temporal Demand for Games</b>						
	Sat am	Sat pm	Sun am	Sun pm	Weekday Game	Weekday training
Adult	0%	77%	0%	23%	0%	0%
Junior Teams	0%	0%	34%	34%	32%	0%
Mini Teams	0%	0%	100%	0%	0%	0%
Adult/ Junior training equivalents	0%	0%	0%	0%	0%	100% (Monday, Wednesday, Thursday)
Junior Team school equivalents	0%	0%	0%	0%	100%	0%
<b>Stage 5: Pitches required to meet Peak Demand</b>						
	Sat am	Sat pm	Sun am	Sun pm	Weekday Game	Weekday training
Adult	0	4.9	0	1.4	0	0
Junior	0	0	1.4	1.4	1.4	0
mini	0	0	1	0	0	0
Junior training equivalents	0	0	0	0	0	8
Junior Team school equivalents	0	0	0	0	5	0
<b>Stage 6: Community Pitches available to meet Peak Demand</b>						
To assess the adequacy of current provision weightings have been added to reflect the capacity/availability of existing pitches.						
	LA owned	PC owned	Privately/Voluntary Owned	Total		
Adult / junior		4	1	5		
Adult / junior	1	4	1	6		
<b>Stage 7: surplus / deficiency of pitches</b>						



	Total pitches	Peak demand	Surpluses/Deficiencies
Adult /junior / mini	5	2.8 Sunday pm 8 weekday training	+2.2 -3
Adult /junior / mini	6	2.8 Sunday pm 8 weekday training	+3.2 -2

### 5.3.30 Football: Key Findings from Sport England Modelling: Scenario 1:

- **Adult Teams Games:** Peak Time: Saturday pm. Findings indicate that there is a surplus of pitches for games.
- **Adult Team Equivalent: (Training):** Peak Time: Weekdays. Findings indicated that there is a surplus to meet requirements assuming outdoor training can happen during the winter months.
- **Junior u13's and Older Junior Teams:** Peak Time: Sunday pm. Findings indicate that there is a surplus of senior pitches for games.
- **Junior u11's, 12,s, Mini u8's, 9's and 10'sTeams** Peak Time: Saturday am. Findings indicated enough junior pitches ( 9 v 9 ) but deficiencies in the number of dedicated d mini pitches ( 7 v 7 ).

### 5.3.31 Cricket: Key Findings from Sport England Modelling: Scenario 1:

- **Adult/ Junior/ Mini Teams:** Peak Times combined as they use the same pitches: Sunday pm. Findings indicate that there is a surplus of pitches.
- **Junior Training Equivalents:** Peak Times: Weekdays. Findings indicate that there are deficiencies in the number of pitches to meet requirements.
- **Cricket: Key Findings from Sport England Modelling: Scenario 2** (including pitch at St Mary's High School)
- **Adult/ Junior/ Mini Teams:** Peak Times combined as they use the same pitches: Sunday pm. Findings indicate that there is a surplus of pitches.
- **Junior Training Equivalents:** Peak Times: Weekdays. Findings indicate that there are deficiencies in the number of pitches to meet requirements.

5.3.32 **Rugby:** There are no rugby teams or facilities in the rural parishes.

### 5.3.33 Hereford Area: including:

**Scenario 1: Hereford Area total including rural and urban wards - secured community use pitches only shown in community use columns**

**Scenario 2: Hereford Area total including rural and urban wards - Includes pitches on school sites where clubs are known to play but with no formal community use agreement, shown in community use columns.**

Aylestone School: 1 x senior football – excellent

Broadlands Primary School: 2 x mini football – poor

Hampton Dene Primary School: 2 x mini – below average

Whitecross High School: 2 x senior football – below average, 1 x ATP

Bishops Bluecoat High School: Detached Cricket Ground – Excellent: Proposed redevelopment of site

Hereford Sixth Form: ATP (Hockey)  
 Rugby Club proposal to relocate to Holywell Gutter Lane: Tupsley  
 St Mary's High School used by Bartestree and Lugwardine Cricket Club fortnightly May - Aug

**Table 20.3**

<b>Hereford Area Total :Football Provision: Surpluses / Deficiencies</b>						
<b>Stage 1: Identifying Team Equivalents</b>						
Adult Teams	67					
Training adult/junior/mini equivalents	38.75 (29.5 adult training equivalents/ 9.25 junior and mini training equivalents)					
Junior Teams (u11s/12s) (U13's +)	80 ( 75 juniors (u11's / u 12's 21) (u13's + 54 )5 school equivalents)					
Junior Teams (u11s/12s) (U13's +)	90	75 juniors (u11's /12's – 21) (u13's + 54)/ 15 school equivalents				
Mini Teams (u8's/9's/10s)	47					
Mini Teams (u8's/9's/10s)	55 (47 minis / 8 school equivalents)					
<b>Total</b>	<b>232.75</b>					
<b>Total</b>	<b>250.75</b>					
<b>Stage 2: Home Games per Team per Week</b>						
(based on the principal of one home game per week, one week away = (0.5 )						
<b>Stage 3: Total Home Games per Week</b>						
Adult Teams/u18 floodlit teams	( 67 x 0.5)	33.5				
Training	(38.75 x 1)	38.75				
Junior Teams (u11s/12s) (U13's +)	(21 x 0.5) (54 x 0.5)	10.5 27				
School equivalents juniors	( 5 x 1)	5				
School equivalents juniors	(15 x 1)	15				
Mini Teams (u8's/9's/10s)	( 47 x 1)	47				
School equivalents mini	( 8 x 1)	8				
<b>Stage 4: Temporal Demand for Games</b>						
	Sat am	Sat pm	Sun am	Sun pm	Weekday schools	Weekday/ Training
Adult Teams/u18 floodlit	0%	55%	33%	12%	0%	0%
Training (adult equivalent)	0%	0%	0%	0%	0%	100%
Junior (u13's +) Teams	0%	0%	45%	40%	0%	15%
School equivalents juniors	0%	0%	0%	0%	100%	0%
School equivalents juniors	0%	0%	0%	0%	100%	0%
Junior (u11's,u12's Mini (u8's,9's,10s) Teams	53%	0%	47%	0%	0%	0%
School equivalents mini	0%	0%	0%	0%	100%	0%
<b>Stage 5: Pitches required to meet Peak Demand</b>						
	Sat am	Sat pm	Sun am	Sun pm	Weekday Schools	Weekday/ u 18 floodlit/

						Training
Adult Teams/u 18 floodlit	0	18.5	11	4	0	0
Training (adult equivalent)	0	0	0	0	0.	38.75
Junior (u13's +) Teams		0	12	11	0	4
School equivalents juniors	0	0	0	0	5	0
School equivalents juniors	0	0	0	0	15	0
Junior (u11's,u12's Mini (u8's,9's,10s) Teams	5.5 x 9 v 9 25 x 7 v 7	0	5 x 9 v 9 22 x 7 v 7	0	0	0
School equivalents mini	0	0	0	0	8	0
<b>Stage 6: Community Pitches available to meet Peak Demand</b>						
To assess the adequacy of current provision weightings have been added to reflect the capacity/availability of existing pitches.						
	LA owned/School owned	PC owned	Privately/Voluntary Owned	Total		
Adult Teams	15 1 3G football (school) 1 ATP football and hockey (school)	9	5	29 1 x 3G 1 x ATP		
Adult Teams	17	9.5	6.75	33 senior 1 x 3G 1 x ATP		
Junior Teams/9 v 9 teams	2.75 (9 v9)	1		3.75		
Mini Teams	3	0.5		3.5		
Mini Teams	4	0.5		4.5		
<b>Stage 7: surplus / deficiency of pitches</b>						
	Total pitches	Peak demand	Surpluses/Deficiencies			
Adult Teams (Games)	29 1 x 3G 1 x ATP	18.5 (games)	+10.5 grass pitches + 1 x 3G, + 1 x ATP			
Adult Teams (Games)	33.25 1 x 3G 1 x ATP	18.5 (games)	+14.75 grass pitches			
Adult Team Equivalents (Training adult, junior, mini)	29 1 x 3G 1 x ATP 2.75 junior 9 v 9 3.5 x mini grass pitches	38.75 (training)	- 9.75deficiency outdoor training senior grass pitches  Using all available pitches: -1.5 deficiency			
Adult Team Equivalents (Training adult, junior, mini)	33.25		+2.75 if using all available pitches			
Junior (u13's +) Teams	29 senior grass pitches ( 1 x 3G School pitch	12 (games)	+17 grass pitches + 1 x 3G, + 1 x ATP			

Junior (u13's +) Teams	1 x ATP 33.25 senior grass pitches	9 (games)	+21.25 grass pitches			
School use junior equivalents	1 x 3G School pitch	5 (school use junior equivalents)	All played at the Hereford Academy. The School is still waiting for new grass pitches to mature for next season 2012/13			
School equivalents juniors	2 x senior pitches ( 2 x additional school pitches) 1 x 3G School pitch	15 (school use junior equivalents)	All played at the Whitecross High School and Hereford Academy. Pitches are also used by the community for training. Issues concerning over use per week. Schools would take priority.			
Junior (u11's,u12's Mini (u8's,9's,10s) Teams	2 .75 9 v 9 1 x junior 3.5 x mini	5.5 9 v 9 25 7 v 7	- 1.75 9 v 9 dedicated pitches - 21 7 v 7 dedicated pitches			
School equivalents mini	1.5	8 ( school use mini equivalents)	All played at Broadlands and Hampton Dene Primary Schools.			
U18 floodlit Teams	3	2.5	+0.5			
<b>Hereford Area: Cricket Provision : Surpluses / Deficiencies</b>						
<b>Stage 1: Identifying Team Equivalents</b>						
Adult Teams		16				
Training adult/junior/mini equivalents		18.5	(7.5 adult, 11 junior/mini)			
Junior Teams		16				
Mini Teams		4				
Junior Team school equivalents		5				
<b>Total</b>		<b>59.5</b>				
<b>Stage 2: Home Games per Team per Week</b>						
(based on the principal of one home game per week, one week away = 0.7 )						
<b>Stage 3: Total Home Games per Week</b>						
Adult	( 16 x 0.7)	11.2				
Training adult/junior equivalents	(18.5 x 1)	18.5				
Junior	(16 x 0.7)	11.2				
Mini	(4 x 0.7)	3				
<b>Stage 4: Temporal Demand for Games</b>						
	Sat am	Sat pm	Sun am	Sun pm	Tues pm	Weekday training
Adult	0%	68%	0%	32%	0%	
Adult training equivalents						100% (wed)
Junior / mini	0%	0%	45%	31%	24%	
Junior/mini training equivalents						80% (Wed) 10% (Mon) 10% (Tues)
<b>Stage 5: Pitches required to meet Peak Demand</b>						
	Sat am	Sat pm	Sun am	Sun pm	Tues pm	Weekday training
Adult	0	7.6	0	3.6	0	
Training adult equivalents						3.5
Training junior / mini equivalents						1.5 (Mon) 0.5(Tues)

						9 (Wed) 4 (Thurs)
Junior / Mini			6.4	4.4	3.4	
<b>Stage 6: Community Pitches available to meet Peak Demand</b>						
To assess the adequacy of current provision weightings have been added to reflect the capacity/availability of existing pitches.						
	LA owned	PC owned	Privately/Voluntary Owned	Total		
Adult / junior	3	4	3	10		
Detached pitch at Bishops Bluecoat School for club use only	5	4	3	12		
<b>Stage 7: surplus / deficiency of pitches</b>						
	Total pitches	Peak demand	Surpluses/Deficiencies			
Adult	10	7.6	+2.4			
	12	7.6	+4.4			
Junior/mini	10	6.4 (games)	+3.6			
	12	15 (training)	-5			
		6.4 (games)	+5.6			
		15 (training)	-3			
Adult/junior/mini combined Sun pm	10	8	+2			
	12	8	+4			
Total games/training sessions per week, adult, junior, min combined	10	41	Usage: 4 x per pitch/per week			
	12	41	Usage: 3.5 x per pitch/per week			
<b>Hereford Area Total : Rugby Union Provision: Surpluses / Deficiencies</b>						
Both Teams currently located in Hereford City West: 3 Elms/St Nicholas:						
Hereford Rugby Team will be relocating from St Nicholas to Tupsley Ward – Planning Permission Secured for new site.						
<b>No Rural Clubs/Teams</b>						
<b>Stage 1: Identifying Team Equivalents</b>						
Adult Teams	7					
18–19 yr old Teams	2					
Junior Teams	6 (equivalent 3 adults)					
Mini Teams	8 (equivalent 4 adults)					
Training Team Equivalents	8					
<b>Total</b>	<b>31</b>					
<b>Stage 2: Home Games per Team per Week</b>						
(based on the principal of one home game per week, one week away = 0.5 )						
<b>Stage 3: Total Home Games per Week</b>						
Adult	(7 x 0.5)	3.5				
18–19 yr old Teams	(2 x 0.5)	1				
Junior Teams Equivalent	(6x 0.5)	3				
Mini Teams Equivalent	(4 x 0.5 )	2				
Training Team Equivalents	(8 x 1)	8				
<b>Stage 4: Temporal Demand for Games</b>						
	Sat am	Sat pm	Sun am	Sun pm	Weekday training	
Adult	0%	100%	0%	0%	-	
18–19 yr old Teams	0%	100%	0%	0%	-	

Junior Teams (time varies)	0%	0%	50 - 100%	50 - 100%	-
Mini Teams				100%	
<b>Stage 5: Pitches required to meet Peak Demand</b>					
	Sat am	Sat pm	Sun am	Sun pm	Weekday training
Adult		3.5			-
18-19 yr old Teams		1			-
Junior Teams Equivalent			1.5 - 3	1.5 - 3	-
Mini Teams Equivalent				2	
Training Team Equivalents					2 - 8 (depending on which day)
<b>Stage 6: Community Pitches available to meet Peak Demand</b>					
To assess the adequacy of current provision weightings have been added to reflect the capacity/availability of existing pitches.					
	LA owned	PC owned	Privately/Voluntary Owned	Total	
Adult /Junior	0	0	4	4	
<b>Stage 7: Surplus / deficiency of pitches</b>					
	Total pitches	Peak demand	Surplus/deficiencies		
Adult + 18-19 yr old Teams	4	4.5	-0.5		
Junior Teams Equivalent	4	1.5 / 3	+2.5/ +1		
Mini / Junior Teams Equivalent (Sun pm)	4	3.5 / 5	+0.5 / -1		
Training Team Equivalents	4	2 / 8	+ 2 / - 4		

<b>Hereford Area Total (urban and rural): Hockey Provision: Surpluses / Deficiencies</b>					
<b>Stage 1: Identifying Team Equivalents</b>					
Adult Teams	5				
Training adult equivalents	9	5 adults/4 juniors			
Juniors	9	4 junior teams /5 school equivalents			
Total	23				
<b>Stage 2: Home Games per Team per Week</b>					
(based on the principal of one home game per week, one week away = 0.5 )					
<b>Stage 3: Total Home Games per Week</b>					
Adult	(5x 0.5)			2.5	
Training adult equivalents	(9 x 1)			9	
Juniors	(4 x 0.5)			2	
Junior school equivalents	(5 x 1)			5	
<b>Stage 4: Temporal Demand for Games</b>					
	Sat am	Sat pm	Sun am	Sun pm	Weekday schools/ Weekday training
Adult	60%	40%	0%	0%	

Juniors	50%	50%			
Training adult equivalents					100%
Junior school equivalents					100%
<b>Stage 5: Pitches required to meet Peak Demand</b>					
	Sat am	Sat pm	Sun am	Sun pm	Weekday schools/ Weekday training
Adult	1.5	1	0	0	0
Juniors	1	1			
Training adult equivalents	0	0	0	0	9 ( not all on the same day
Junior school equivalents					5 all at Whitecross High School
<b>Stage 6: Community Pitches available to meet Peak Demand</b>					
To assess the adequacy of current provision weightings have been added to reflect the capacity/availability of existing pitches.					
	LA owned/LEA owned	PC owned	Privately/voluntary owned	Total	
Adult	2 x ATP 1 x ATP out of area: Bridge Street, Leominster	0	0	3	
<b>Stage 7: Surplus / deficiency of pitches</b>					
	Total pitches	Peak demand	Surpluses/deficiencies		
Adult	3	1.5	+1.5 surplus		
Juniors	3	1	+ 2 surplus		
Training adult equivalents	3	9	-6 - but training would take place on a different day.		
Junior school equivalents	1	5	All use school which will programme their games accordingly.		
Usage	6 x per week –high use for ATPs (However Bridge Street is also used by clubs from Leominster which increases usage – Quality of the ATP at Bridge Street has been cited as a problem by some clubs.				

#### 5.3.34 Football: Key Findings from Sport England Modelling: Scenario 1:

- **Adult Teams Games:** Peak Time: Saturday pm. Findings indicate that there is a surplus of pitches for games
- **Adult Team Equivalent: (Training):** .Peak Time weekdays Findings indicate that there are deficiencies to meet outdoor training assuming outdoor training can happen in the winter months.
- **Junior u13's and Older Junior Teams:** Peak Time: Sunday am. Findings indicate that there is a surplus of senior pitches for games.
- **Junior u11's, 12,s, Mini u8's, 9's and 10'sTeams** Peak Time: Saturday am. Deficiencies in the number of dedicated 9 v 9 and 7 v 7 pitches to meet both requirements.
- **Football: Key Findings from Sport England Modelling: Scenario 2**  
No change from the above

- 5.3.35 **Cricket: Key Findings from Sport England Modelling: Scenario 1:**
- **Adult/ Junior/ Mini Teams:** Peak Times combined as they use the same pitches: Sunday pm. Findings indicate that there is a surplus of pitches.
  - **Junior Training Equivalents:** Peak Times: Weekdays. Findings indicate that there are deficiencies in the number of pitches to meet requirements.
  - **Cricket: Key Findings from Sport England Modelling: Scenario 2**  
No change from the above
- 5.3.36 **Hockey and Rugby:** no change from Hereford City data as none present in Rural parishes.

## 6. Predicting the Future

### 6.1 Team Generation Rates

- 6.1.1 Team Generation Rates (TGRs) indicate how many people in a specified age group are required to generate one team. TGRs are derived by dividing the appropriate population age and for the relevant sport (e.g. for adult football it is the 16 – 45 age group) by the number of teams playing that sport. Calculation TGRs enables fair comparison to be made between different areas where similar studies have been undertaken. They also enable the projection of likely future participation.
- 6.1.2 TGRs can be calculated for each of the individual disciplines, such as adult men’s football, adult women’s football etc. Once these TGRs have been calculated, they can be brought together to form one TGR for each sport.
- 6.1.3 The TGRs for each sport in the study area are shown in the Tables below and are compared to the national average based on Sport England’s database of Team Generation Rates.
- 6.1.4 The following example will help to clarify what TGRs mean. If an average TGR for a sport is 1:500 then:

1:100 → high TGR → relatively low latent (unmet) demand

**Table 21: Football Team Generation Rates**

Age Group	Hereford Area TGR	National Average
Senior Male (13 – 45)	1:160	1:314
Senior Female (13 -45)	1:1038	1:10,593



Junior Male (11,12)	1:80	1:71
Junior Female(11,12)	1:461	1:818
Mini soccer (u10)	1:73	1:141

6.1.5 This table indicates that the number of people required to generate all genders and age groups of teams is significantly lower than the national average suggesting high participation rates above national average meaning, indicating that the sport is developing well across all age groups, particularly female.

**Table 22: Cricket Team Generation Rates**

Age Group	Hereford Area TGR	National Average
Senior Male	1:1178	1:1,333
Senior Female	0	1:72,518
Junior Male	1:206	1:1,481
Junior Female	1:1128	1:15,926

6.1.6 This table indicates that the number of senior and junior males and females needed to generate a team is significantly below the national average meaning that participation is over the national average suggesting development of the sport and its popularity in these groups in this area is good with a highly active local population. However, the rates are not as high as those in some of the more sparsely populated areas in the county which perhaps reflects the fact that in the city football is more popular. However, participation in female cricket is nil.

**Table 23: Rugby Team Generation Rates**

Age Group	Hereford Area TGR	National Average
Senior Male	1:1589	1:10,315
Senior Female	0	1:43,770
Junior Male	1:181	1:1,864
Junior Female	0	1:19,529

6.1.7 This table indicates that the number of senior and junior males needed to generate a team is significantly below the national average meaning that participation is over the national average suggesting development of the sport and its popularity for males senior and junior in this area is good with a highly active local population in this area. However, participation in female rugby is nil.

**Table 24: Hockey Team Generation Rates**

Age Group	Hereford Area TGR	National Average
Senior Male	1:7676	1:7,595

Senior Female	1:5064	1:10,292
Junior Male	1: 1226	1:4,239
Junior Female	1:1171	1:5,115

6.1.8 This table indicates that the number of senior and junior males and females needed to generate a team is significantly below the national average meaning that participation is over the national average suggesting development of the sport in this area is good with a highly active local population.

## **6.2 Future Proofing: Herefordshire Population Forecasting Projections for 2011 – 2031**

6.2.1 By applying the Team Generation Rates to population projections, it is possible to project the theoretical number of teams that would be generated over the Local Development Framework period (2011 – 31) and gain an understanding of the adequacy of current pitch provision to meet future demand, assuming the supply and capacity of pitches does not alter in the interim.

6.2.2 The Sport England methodology requires detailed future population totals to be used. Population projections for the period 2011 - 2031 are taken from the study undertaken by G L Hearn, 2012, to determine local housing requirements. Herefordshire Council commissioned G L Hearn to undertake a detailed analysis which set out population projections and household growth for the county and seven sub-markets taking account of the level and distribution of proposed housing in the Revised Core Strategy preferred Options (October 2011) and the plan period 2011 – 31.

6.2.3 The seven sub-markets include: Bromyard, Golden Valley, Hereford, Kington, Leominster, Ledbury and Ross.

## **6.3 Hereford Area Population – 2011 – 2031**

6.3.1 The structure of a population and future changes may impact on the demand for a certain pitch or sports. Changing demographics usually happen gradually over a period of time but it is important for pitch providers to be aware of these changes to be prepared and able to respond.

6.3.2 The estimated and forecast populations of Herefordshire sub-market housing areas, 2010 and 2031 for the Hereford Area are shown below for the 6 – 55 year age group (Sport England’s active population). They are based on ONS indicative 2010 mid year estimates and mid-2012 small area population estimates.

**Table 25: Forecast Populations**

Sex	Age	Hereford 2010	Hereford Rural 2010	Hereford 2031	Hereford Rural 2031	Hereford change 2010 - 2031	Hereford Rural Change 2010 - 2031
All persons	6 - 55	36,836	14,364	37,234	12,677	396	-1687

- 6.3.3 Using Sport England selected age-sex groups (it is predicted that in the majority of selected age-groups in Hereford the population will increase apart from the 16 – 45 year group, whereas there is a predicted decline in the majority of age groups in Hereford Rural. This is indicative of where the majority of new housing is proposed.
- 6.3.4 To allow for increase participation in all sports, a “growth factor” of 1% per annum has been used on the basis of 15 years to cover the Core Strategy plan period up to 2031.
- 6.3.5 The table below uses the Sport England modelling and shows the likely implications of all these future changes based on the population increase and sports growth of 1% per annum over 15 years as described above.

**Table 26: Future playing pitch requirements:** This is based on the total area only as forecast population growth rates cannot be split into wards.

Hereford Area	
<b>Mini/ Junior Football: (U8’s, 9’s, 10’s minis and U10,s, u11,s juniors):</b>	
Mini 4.2 % of total estimated population Junior Boys 1.8 % of total estimated population Junior Girls 1.7 % of total estimated population –	
15 year plan period total sports growth factor 15% ( 1% per annum) added into future proofing: new teams created total 50.6 (- 17.4 decrease) Mini teams decrease 31.6 (15.4 decrease) Junior teams – 19 (-2 decrease) 15.5 team equivalents (schools)	
<b>Junior 9 v 9</b>	Peak time: sat am 5 pitches required: - 1.25 x 9 v 9 deficiency
<b>Mini 7 v 7</b>	Peak time: sat am 17 pitches required: -12.5 x 7 v 7 deficiency
<b>Senior Football (13 – 45) :</b>	
Senior men 20.6% total estimated population Senior women 20.4% total estimated population 15 year plan period total sports growth factor 15% ( 1% per annum) added into future proofing: new teams created total 112 teams (- 9 decrease).	
<b>Adult Teams</b>	Peak time: Sunday am. 16.8pitches required:

<b>(u13+ )</b>	<b>+ 14.2 surplus senior pitches</b>		
<b>Senior / Junior Cricket:</b>			
91.5% of total estimated population – new teams created total 36.1 (+0.1increase)			
15 year plan period total sports growth factor 15% ( 1% per annum) added into future proofing: total 41.5 (2.7 increase in senior teams and 2.8 juniors / minis) (excluding schools equivalents)			
<b>Adult Teams</b>	18.7	Peak Time Saturday pm: 9.3 pitches required	+0.7 surplus pitches
<b>Junior/mini Teams</b>	22.8	Peak Time Sunday am: 9.3 pitches required and weekdays school use: 5 school pitches required.	+0.7 surplus pitches
<b>Senior / Junior/ mini Rugby Union</b>			
8.8% of total estimated population for mini and 62.5% of total estimated population – new teams created total 22.4 (0.6 x decrease)			
15 year plan period total sports growth factor 15% ( 1% per annum) added into future proofing: total 25.8 (-0.2 decrease in senior teams, 3 x increase in junior teams)			
<b>Adult Teams</b>	8.8	Peak Time Saturday pm: 4.5 pitches required	<b>-0.5 deficiency in surplus pitches</b>
<b>Junior/mini Teams</b>	17	Peak Time Sunday am: 4.8 pitches required	<b>-0.8 deficiency in surplus pitches</b>
<b>Senior / Junior/ Hockey</b>			
69% of total estimated population - new teams created total 8.8 (0.2 x decrease)			
15 year plan period total sports growth factor 15% ( 1% per annum) added into future proofing: total 10. (+ 0.5 increase in senior teams, +0.5 x increase in junior teams)			
<b>Adult Teams</b>	5.5	Peak Time Saturday am: 1.7 pitches required	<b>+1.3 surplus pitches</b>
<b>Junior Teams</b>	4.5	Peak Time Saturday am/ pm 1.1 pitches required	<b>+1.9 surplus pitches</b>

6.3.6 The Playing Pitch Model also suggests that a 10% “strategic” reserve is built in for future needs. This in effect creates slightly more pitches than required (10%) to allow for pitches to be rested and thereby improving quality. Accounting for this, future pitch requirements are as follows:

**Table 27: Future Playing Pitch Requirements if 10% strategic reserve included.**

Pitches	Hereford Area + 10% Strategic Reserve	Surplus/Deficiency
Mini-soccer 7 v 7	18.7 pitches required	- 24 x 7 v 7
U13 - Senior Football	18.5 pitches required	+12.5 surplus
Junior 9 v 9	5.5 pitches required	- 1.75 x 9 v 9
Adult Cricket	10.25 pitches required	-0.25 deficiency
Junior Cricket	10.25 pitches required	-0.25 deficiency
Adult Rugby	5 pitches required	-1 deficiency
Junior / Mini Rugby	5.3 pitches required	-1.3 deficiency

## 7 Developing Local Standards

The National Planning Policy Framework: Promoting Healthy Communities asks for Planning Policies to be based on robust and up-to-date assessments of needs for open space, sports and recreation facilities and opportunities for new provision. Information gained from the assessment should be used to determine what open space, sports and recreational provision is required for the local area. The provision requirements for outdoor sports pitches for the Hereford Area are set out below.

### 7.1 Quantity Standards

- 7.1.1 There are no national standards or benchmarking.
- 7.1.2 Current Provision is set out in policy RST4 of the Unitary Development Plan for Herefordshire and uses the National Playing Field Association standards of 2.6 ha of open space per 1000 population of which 1.6 ha is for outdoor sport.
- 7.1.3 The consultation exercise did not flag up any issues of latent demand
- 7.1.4 Current Provision: based on the existing population in Hereford area and the total ha of existing community sites equate to 1.2ha per 1000 population.
- 7.1.5 New recommendation: Taking account of the 10% increase in strategic reserve this equates to **1.4 ha per 1000 population** for the Hereford Area.

### 7.2 Quality Standards

- 7.2.1 Facility standards should reflect the quality aspects deemed most important by the users – i.e.
  - Level even surfaces to play on
  - Good length of grass
  - Clean/litter and dog fouling free

- Good provision of changing rooms
- 7.2.2 Pitches should be measured against the quality criteria as set out in Towards a Level Playing Field. All sites have been assessed using the proforma provided by Sport England.
- 7.2.3 New recommendation: The minimum baseline scores targeted should be:
- 60% for the site and ancillary facilities (the % score required to be categorised as good)
  - 65% for the pitch (the score required to be categorised as good)
- 7.2.4 These should reflect minimum standard of provision
- 7.2.5 Standards should also reflect and be responsive to national governing body standards for each sport and in particular issues for Herefordshire which are identified in:
- Herefordshire Cricket Board Facility Strategy 2009 -2013
  - North Midland Rugby Football Union County Facility Plan 2008 -2011
  - Football Association Facility Plan for Herefordshire - currently in production
- 7.2.6 Separate standards for Synthetic Turf Pitches for use by different sports, for example, football and hockey should be considered against demand.

### **7.3 Access /Thresholds**

- 7.3.1 Access to all playing pitches, bowling greens and tennis courts should be within the following access times:
- In urban areas including Hereford City they should all be accessed within a walking distance of most potential and casual users. This is recommended to be 15 minute walk time to facilities
  - However, it is not sustainable to apply the same standards in the rural parts of the Hereford Area and have pitches within walking thresholds therefore a driving threshold of a 20 minute drive time to facilities is recommended.
- 7.3.2 These standards should be used to support requirements arising from new housing developments and included in the revised Supplementary Planning Document (SPD) for open spaces.

## 8 Recommendations and Future Actions for Hereford Area

### **8.1 Community Access on School Sites**

- 8.1.1 Further work to identify where existing community use agreements are in place at Schools across the area and in particular the schools which are currently used by clubs for competitive games. These include Aylestone School, Broadlands Primary School, Hampton Dene Primary School, St Mary's RC High School, Whitecross PFI High School, Bishops Bluecoat High School and the Hereford Academy: Property Services, Herefordshire Council.
- 8.1.2 Further work to identify where junior schools in the area would benefit from community access: Property Services, Herefordshire Council.

### **8.2 Quality**

- 8.2.1 The quality of pitches impacts not only on the quality of play, but also on the potential capacity of a pitch and hence numerical surpluses and deficiencies.
- Improvements should be particularly targeted at those areas required to meet Sport England's minimum standards including drainage, changing accommodation and levelling, for example. The minimum baseline scores targeted should be:
- 60% for the site and ancillary facilities
  - 65% for the pitch

### **8.3 Site Specifics: Changing facilities**

- 8.3.1 Whilst a number of facilities have been rated excellent / good and above the minimum standard of 60% as recommended by Sport England which would indicate that they should not be a priority for future investment, it is also dependent on the current usage or status of a site. Therefore it is recommended that a "watching brief" is carried out on the following where clubs have raised concerns:
- Broomy Hill changing accommodation as only acceptable
  - Holme Lacy Playing Fields changing accommodation
  - Hereford Leisure Centre changing accommodation
- 8.3.2 Those surveyed, which are rated average and fall below the minimum standard of 60% as recommended by Sport England should be considered a priority for future investment dependant on current usage, status of the site and the aspirations or the users. These are:
- Newton Farm Playing Fields,
  - Hereford Rugby Club (subject to the club's relocation proposal).

- Castle Green Bowling.

8.3.3 There are a number of senior pitches without changing facilities which does have an impact on the number of pitches seniors can use. Those without changing accommodations should be considered a priority for future investment. They currently cannot be used by adults. Future investment should consider how these sites can be best used to meet existing deficiencies. They are at:

- Tupsley Quarry Football,
- Old School Lane

#### **8.4 Site Specifics: Playing Pitches**

8.4.1 Whilst a number of facilities have been rated excellent / good and above the minimum standard of 65% as recommended by Sport England which would indicate that they should not be a priority for future investment, it is also dependent on the current usage or status of a site. Therefore it is recommended that a “watching brief” is carried out on the following where clubs have raised concerns:

- Broomy Hill playing pitches
- Gorsty Lane playing pitches
- Holme Lacy Playing Fields
- Hereford Leisure Centre pitches.
- Widemarsh Common

8.4.2 Those surveyed, which are rated average and fall below the minimum standard of 60% as recommended by Sport England should be considered a priority for future investment dependant on current usage, status of the site and the aspirations or the users. These are:

- Marden Playing Fields (football)
  - Moreton-on-Lugg Football Ground and
  - Tupsley Quarry Football
  - Madley
- A number of school sites currently used by clubs for competitive games fall below the minimum standard of 65% as recommended by Sport England and should be a priority for future investment. However this is dependent on securing formal community access for the future: These include:
    - Broadlands Primary School
    - Hampton Dene Primary School
    - Whitecross PFI High School



## **8.5 Risks:**

- 8.5.1 **Football:** There is a deficiency in provision for both junior and mini pitches and a surplus of senior pitches. 7 v 7 and 9 v 9 pitches are required by the FA.

There is a shortage of pitches and training facilities for the teams especially 3G facilities that can be used all the year round and are floodlit. Many of the existing training facilities which are on grass pitches are more often than not water logged or frozen at times when teams want to train during the winter months and most are not floodlit.

Recommendations: Consider the following options:

- Secure community use at Aylestone School and Broadlands Primary School currently used by junior football clubs, for future use.
  - Reconfigure existing senior surplus pitches for junior, mini: 7 v 7 and 9 v 9
  - Develop existing opportunities at Aylestone Park with the development of the junior / mini game in mind.
  - Develop new mini / junior/ 7 v 7, 9 v 9 pitches:
  - Identify sites/opportunities for new pitches through the Local Development Framework, via proposed housing sites either on site or from securing planning gain using the findings of the ward analysis for Hereford City to direct new facilities in the most appropriate parts of the city.
  - The Football Foundation and England Hockey are undertaking work to look at training provision across the authority area and in particular the need for 3G pitches which can double up as match surfaces for football. This work references demand based upon team numbers and proposes solutions.
- 8.5.2 **Cricket:** There will be a deficiency of pitches to meet demand on peak days if community use is not secured at the schools currently used by the clubs. Consider future options:
- Secure community use at St Mary's RC High School and Bishops Bluecoat School which are currently used by clubs, for future use.
  - Develop new pitch: Aylestone Park identified as a future option for the development of a pitch

- Identify sites/opportunities for new pitches through the Local Development Framework, via proposed housing sites either on site or from securing planning gain using the findings of the ward analysis for Hereford City to direct new facilities in the most appropriate parts of the city.
- Support development of HCB headquarters at Bulmers Cricket Ground and the development of links with Whitecross High School.

8.5.3 **Rugby:** There will be a deficiency of pitches to meet demand on peak days which will be exacerbated by constraints identified on existing club sites and if community use of school pitches is not secured for the future. Consider the following options:

- Secure community use at Bishops Bluecoat School which are currently used by clubs, for future use.
- Support proposals to relocate Hereford Rugby Club as clearly identified need, to a suitable location. Development of new site/pitches to be decided through planning process and if necessary through the Local Development Framework, via proposed housing sites either on site or from securing planning gain.
- Identify potential relocation sites for Greyhound RFC.

8.5.4 **Hockey:** Currently Hereford Hockey Club (male and female) use the Hereford Leisure centre and Whitecross PFI school Synthetic Turf Pitches and Herefordshire Junior County Hockey play at either Hereford Leisure Centre or Bridge Street Sports Park, Leominster Synthetic Turf Pitches. Consider future options:

- Future maintenance of pitch will be a priority to meet IHFs standards.

8.5.5 **Bowling:** no evidence to suggest over or under supply of facilities. Castle Green Bowling Green Changing facilities have been rated poor.

8.5.6 **Tennis:** All tennis facilities including changing accommodation have been rated good or excellent apart from Wellington Tennis Courts. Courts are acceptable but changing is poor. Future plans include refurbishment of astro turf in about 5 years if not possible club may fold.

8.5.7 **Other:** Consideration to be made, where there is an existing and predicted surplus of provision of one type of sport to redevelop the pitch to meet the needs of other sports including both those identified within this assessment and those which aren't, including minority sports and those sports which encourage a greater take up of females and juniors particularly where the team generation rates have

highlighted a gap and clubs have identified future plans to include growth in these areas. This would be dependent on:

- Individual sports development plans identifying a need and providing a business case,
- The priorities identified in the development plans of the Council's Sports Development Team, The County Sports Partnership and Herefordshire Sport.

## **8.6 Generic**

- 8.6.1 A hierarchical approach to facility development is recommended. This includes those parishes identified as Service Centres or Service Hubs, located strategically to serve communities across the area. Investment in these areas will provide a better use of limited resources and the development of more sustainable sites.
- 8.6.2 Improvements to pitch quality and ancillary provision should be made with the principles of the hierarchy in mind. In particular, improvements should be targeted in areas of deficiency.
- 8.6.3 Work with contractors to ascertain what needs to be done to get pitches into a better condition and identify costs.
- 8.6.3 The proportion of pitches meeting the desired quality standard should be monitored annually.
- 8.6.4 In light of limited Local Authority resources and in the interests of maintaining quality pitches, where a considered business case has been put together by the community consideration should be given to community asset transfer.
- 8.6.5 Continue to support voluntary, private and community sector where appropriate.
- 8.6.6 Where issues of poor value for money have been sited and these are on Council owned property, consider a review of the Halo pricing policy?

## **8.7 Implications for Planning Policy**

- 8.7.1 All pitches should specifically be afforded protection within the Local Development Framework through a policy in the Core Strategy. Protection policies should link with policies for other types of open

space. This policy should only permit development on playing fields when Sport England exception criteria can be met.

8.7.2 New pitches may be required in some areas and should be facilitated through planning policy.

8.7.3 Where planning obligations are sought these should be used to contribute to the enhancement of existing facilities and to help provide increased community access as well as to provide new facilities where these are required.

8.7.4 The Council should update the existing SPD on open space contributions to include specific standards set as part of the Playing Pitch Strategy as described for each area.

8.7.5 Set new local standards based on recommendations in this strategy:

- **Quantity Standard:** New recommendation: **1.4 ha per 1000 population** for the Hereford Area.
- **Access Standard:** New recommendation:
  - Hereford City – a 15 minute walk time to facilities
  - Hereford Rural – a 20 minute drive time to facilities

These standards should be used to support requirements arising from new housing.

# Herefordshire Playing Pitch Assessment

## Appendix 1: Sports Pitches within Herefordshire

**Cricket**

**Football**

**Rugby**

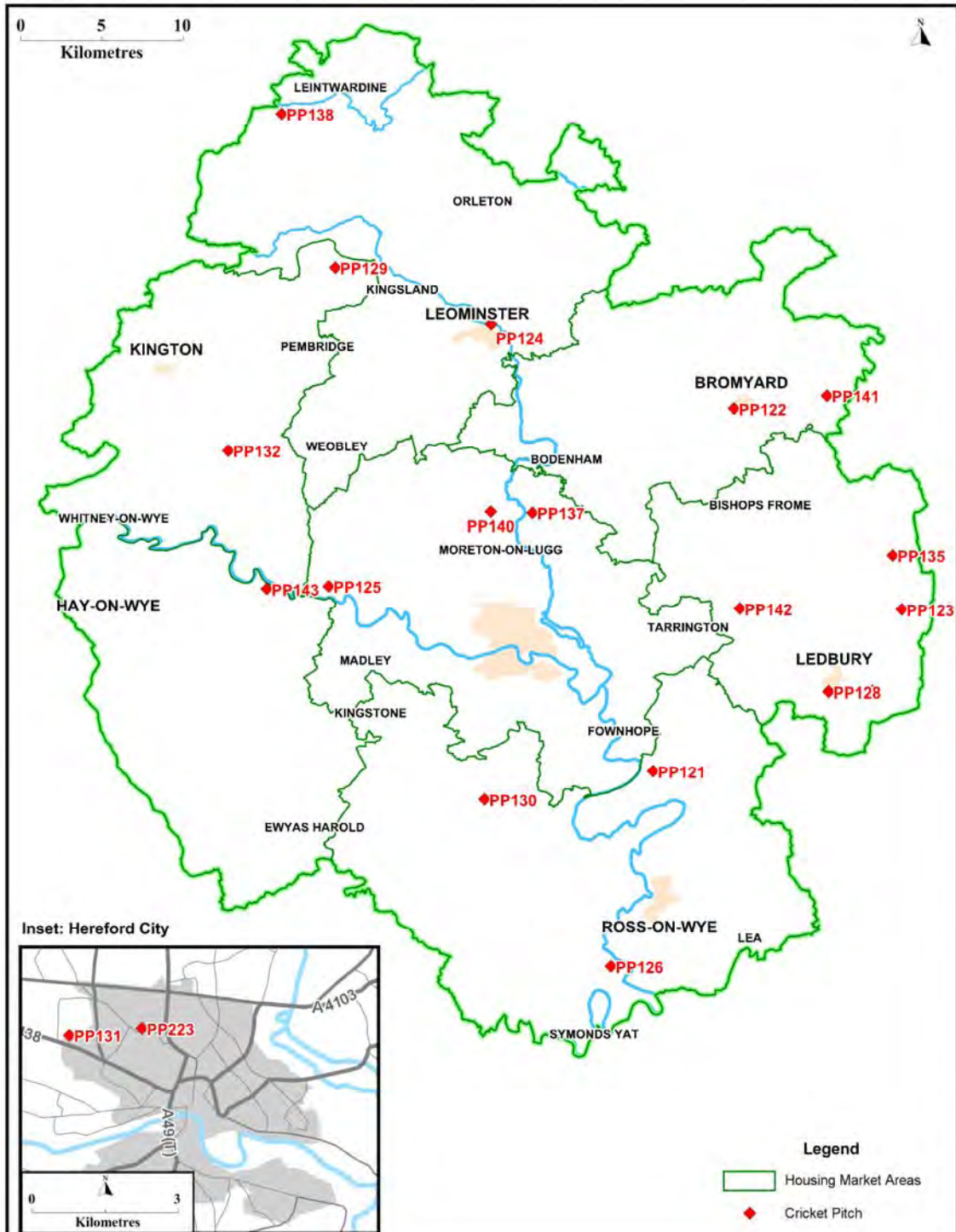
**Bowling**

**Tennis**

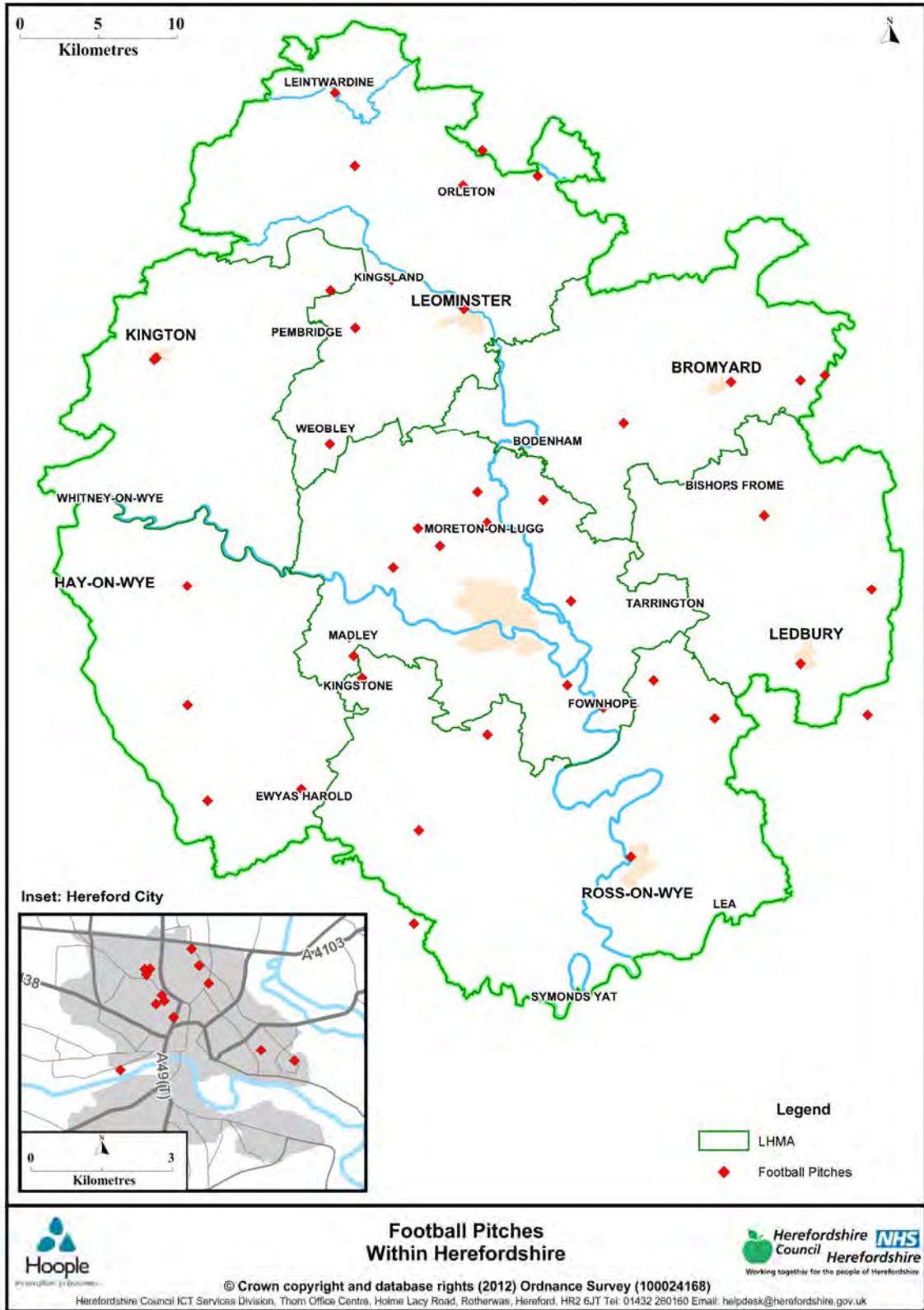
**School**

**Hockey**

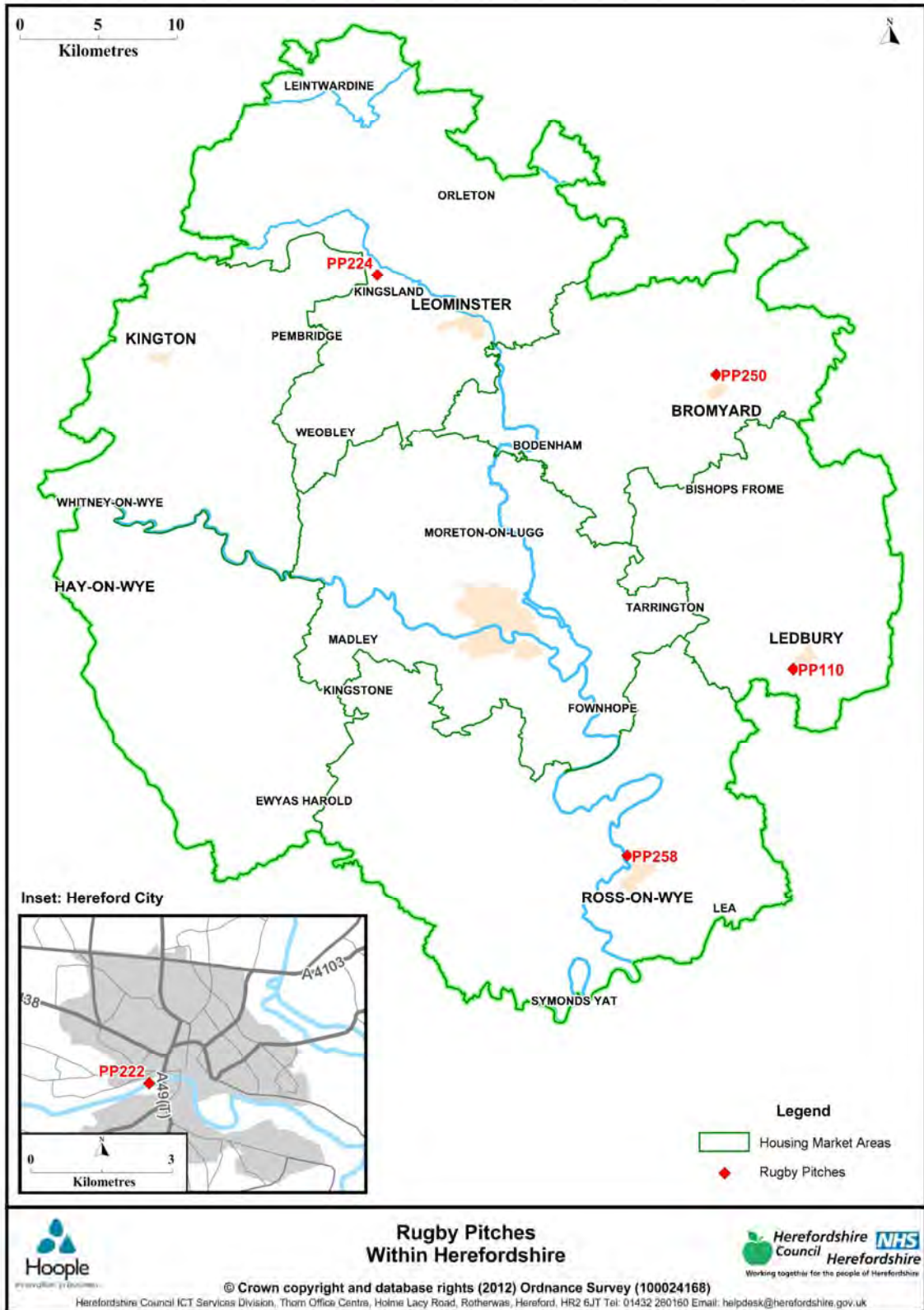
# Herefordshire Playing Pitch Assessment



# Herefordshire Playing Pitch Assessment

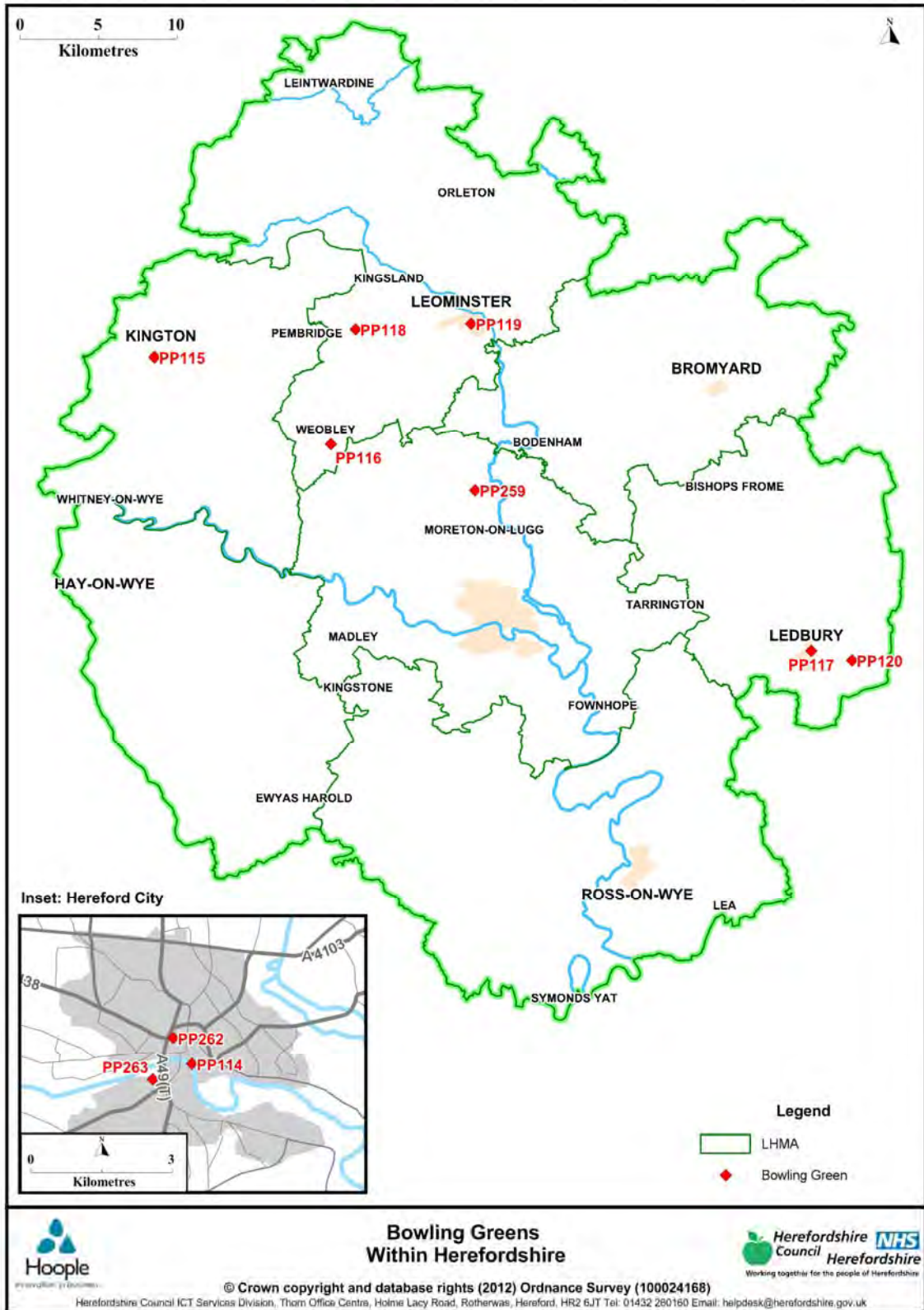


# Herefordshire Playing Pitch Assessment

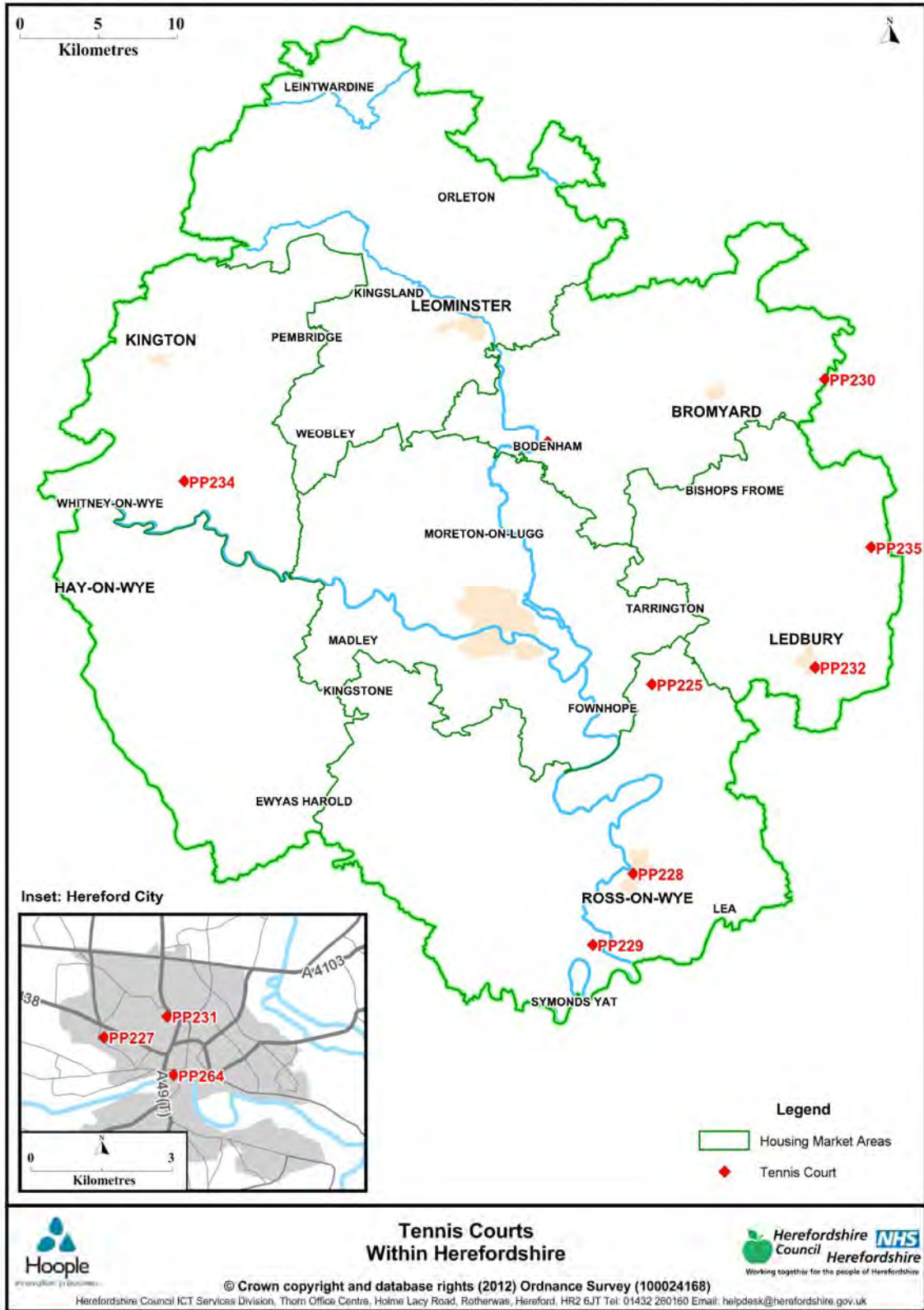




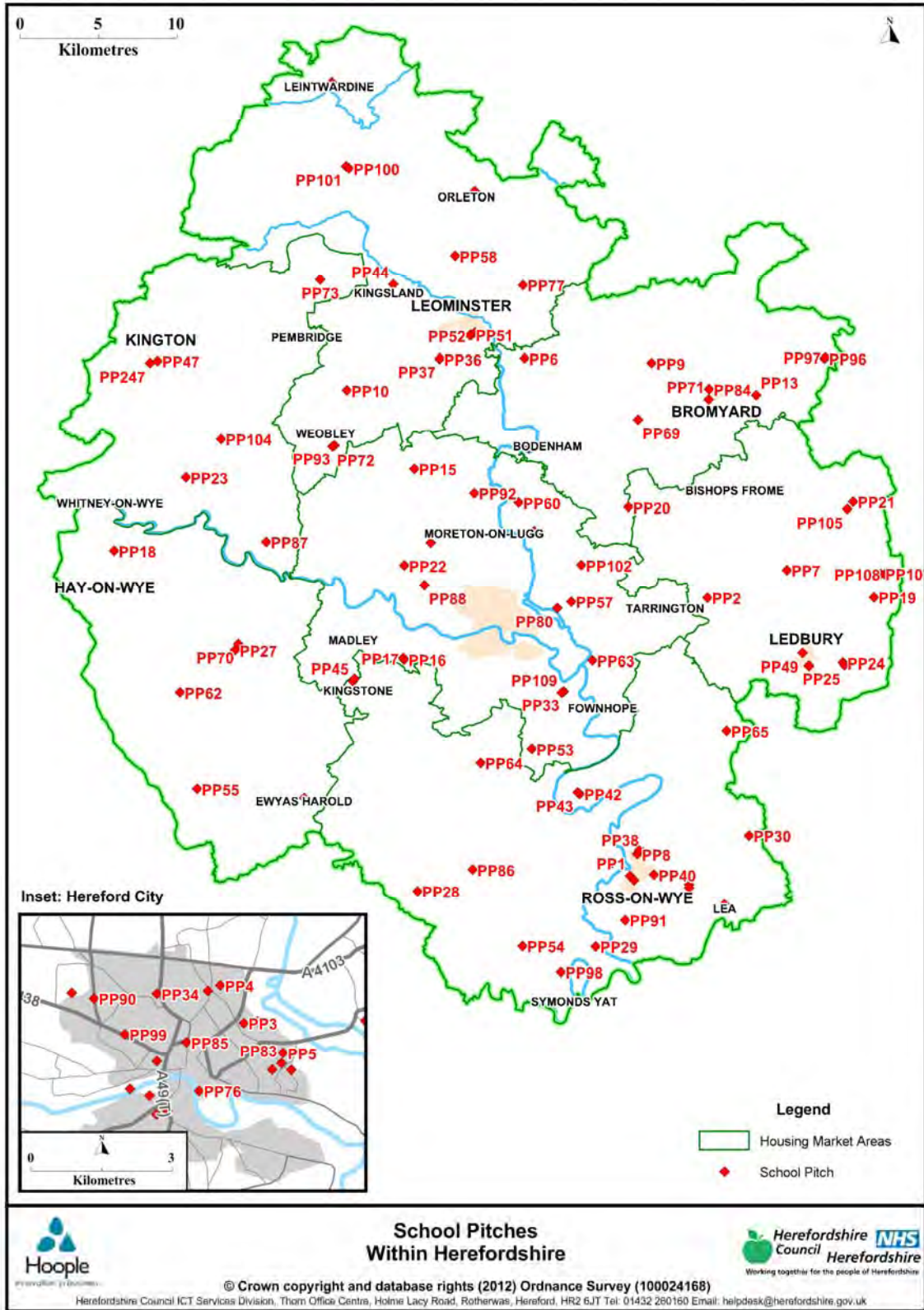
# Herefordshire Playing Pitch Assessment



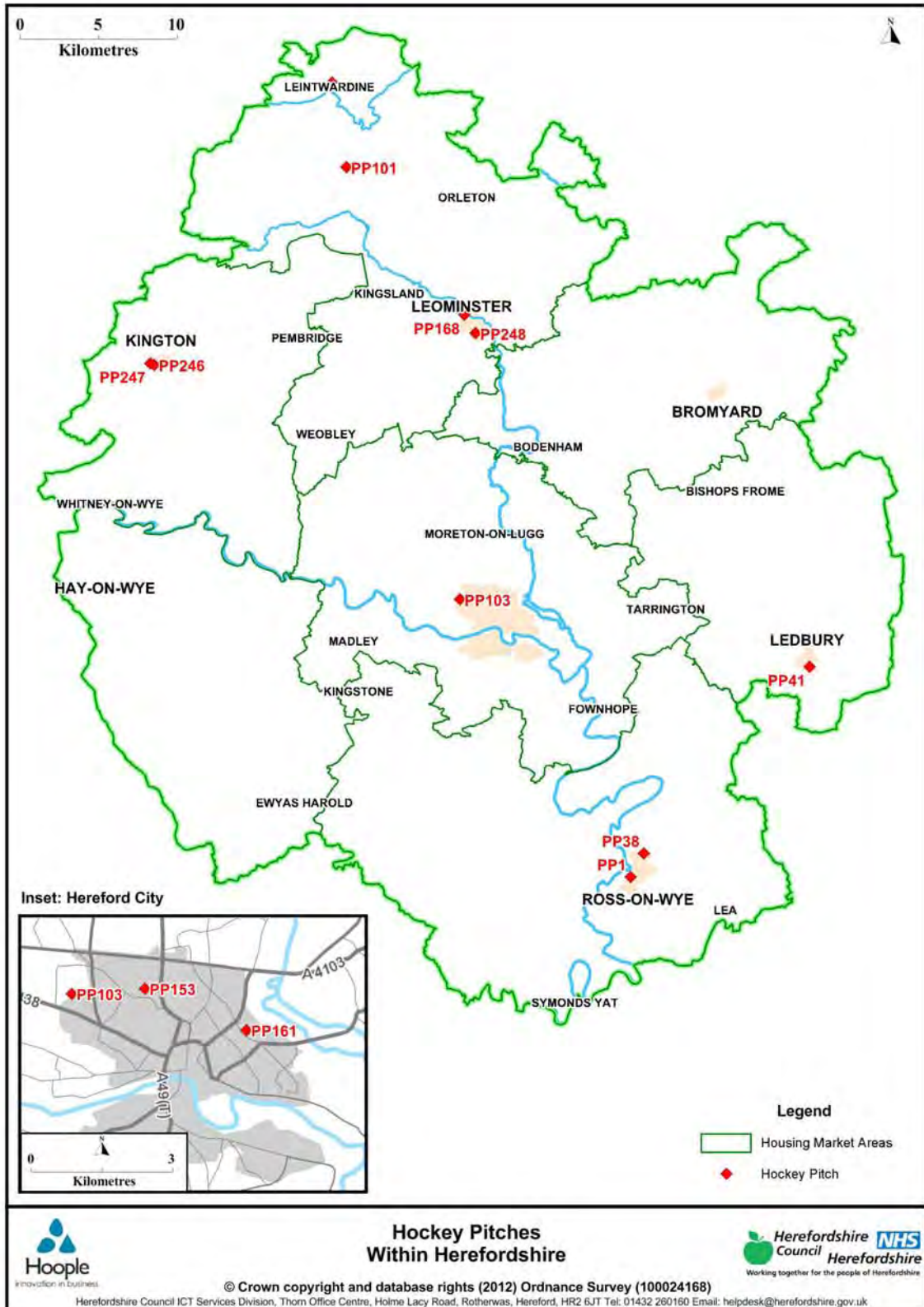
# Herefordshire Playing Pitch Assessment



# Herefordshire Playing Pitch Assessment



# Herefordshire Playing Pitch Assessment



HEREFORD AREA		Sport	Site ref	Name	Pitches	Size Ha	community use	ownership	Quatlity Rating % & category		
WARD	PARISH								Changing Accomodation	Pitch	
Wormsley Ridge	Dinmore and Canon Pyon	School	PP12	Canon Pyon Primary School	1 x junior	3948.47	No	School	None	47%	
		Football	PP254	Canon Pyon Recreation Ground	1 x senior	39187.41	Yes	PC	None	55%	
		Tennis	PP254	Canon Pyon Recreation Ground	2 x tennis			?			
	Wellington	School	PP92	Wellington Primary School							
			PP255	Wellington Playing Fields							
		Football	PP193	Wellington Playing Fields							
		Cricket	PP140	Wellington Cricket Ground							
		Bowling	PP255	Wellington Playing Fields							
	Parishes of Byford, Bridge Sollers, Mansell Gamage										
	Bishopstone		Cricket	PP125	Garnons Cricket Ground	1 x cricket	11771.27	yes		2 teams 93%	85%
	Foxley Group ( Mansell Lacy, Yazor, Brinsop and Wormsley)		Golf	PP221	Ravens Causeway Golf course						
	Kings Pyon										

HEREFORD AREA		Sport	Site ref	Name	Pitches	Size Ha	community use	ownership	Quatlity Rating % & category	
WARD	PARISH								Changing Accomodation	Pitch
Sutton Walls	Marden	School	PP60	Marden Primary School						
		Football	PP256	Marden Playing Fields						
		No longer in use	PP194	Amberley Sports Ground						
		Cricket	PP137	Marden Cricket Ground						
		No longer in use	PP181	Marden Playing Fields						
		Moreton-on-Lugg	Football	PP165	Moreton on Lugg Football Ground					
		Sutton	School	PP111	Sutton Primary School					
			School	PP112	Sutton Primary School					
	Hagley	Bartestree and Lugwardine Group	School	PP57	Lugwardine Primary School	1 x mini football	7690.78	??	school	no
Football			PP167	Bartestree Village Hall Playing Fields	1 x senior football	32059.24	yes	?	2 teams 100%	84%
Cricket					1 x cricket					84%
Football			PP163	Proposed football pitches						
School			PP80	St Mary's RC High School	1 x senior football	??	No	school	No	76%
		1 x rugby			school					76%
		1 x cricket			school					
	Withington Group ( Preston Wynne, Withington and Westhide)	School	PP102	Withington Primary School	1 x junior football	8688.76	potentially	school	No	59%

HEREFORD AREA		Sport	Site ref	Name	Pitches	Size Ha	community use	ownership	Quatlity Rating % & category	
WARD	PARISH								Changing Accomodation	Pitch
Backbury	<b>Dormington and Stoke Edith</b>									
	<b>Fownhope</b>	Football	PP176	Fownhope Recreation Ground	2 x senior football	42303.12	yes	?	4 teams 93%	84%
		School	PP81	St Mary's Primary School	1 x junior football	8005.81	informal	school	no	69%
	<b>Hampton Bishop</b>									
	<b>Weston Beggard</b>									
	<b>Mordiford</b>	School	PP63	Mordiford Primary School	1 x mini football	13699.66	potentially	school	No	61%
	<b>Tarrington</b>									
Hollington	<b>Callow and Haywood Group (Callow Dewshall, Grafon and Haywood)</b>									
	<b>Dinedor</b>									
	<b>Holme Lacy</b>	School	PP109	Holme Lacy College						
		School	PP33	Holme Lacy Primary School						
		Football	PP152	Holme Lacy Football Ground						
	<b>Little Dewchurch</b>	School	PP53	Little Dewchurch Primary School						
<b>Lower Bullingham</b>										
	<b>Ballingham and Bolstone</b>									

HEREFORD AREA		Sport	Site ref	Name	Pitches	Size Ha	community use	ownership	Quatlity Rating % & category		
WARD	PARISH								Changing Accomodation	Pitch	
Stoney Street	Madley	School	PP59	Madley Primary School	1 x junior football	8531.8	no	School	no	63%	
		Football Tennis	PP249	Madley Recreation Field	1 x senior football	18227.93	yes	Parish Council	yes	55%	
					2 x tennis						
		Football	PP203	Madley Satelite Station	1 x footbal	25849.84	yes	Parish Council	no	63%	
	Golf	PP211	Brampton Road Golf Course								
	Cleonger	School	PP16	Clehonger Primary School	1x mini football						
		School	PP17	Clehonger Primary School	1 x junior football	7065.35	no	School	no	63%	
Eaton Bishop											
Credenhill	Breinton										
	Stretton Sugwas and Kenchester		School	PP88	Stretton Sugwas Primary School						
	Credenhill	School	PP22	Credenhill St Mary's Primary School	2 x mini football	17240.42	possibly	LEA	no	61% 60%	
		Football	PP180	Credenhill Roman Park	1 x senior football	28383.28	yes		no	68%	
1 x mini football	68%										



HEREFORD AREA		Sport	Site ref	Name	Pitches	Size Ha	community use	ownership	Quality Rating % & category		
WARD	PARISH								Changing Accomodation	Pitch	
Burghill, Holmer & Lyde	Holmer and Shelwick	School	PP34	Holmer Primary School							
		Football	PP169	Holmer Sports Ground							
	Pipe and Lyde										
	Burghill	School	PP14	Burghill County Primary School	1 x mini football	10772.57	potentially	school	No		53%
		Football	PP150	Burghill Community Playing Fields	1 x senior football	17330.79	yes	pc?	2 teams 78%		82%
		Cricket	PP154	Tillington Cricket Ground	1 x cricket	8670.64	yes	?	2 teams 71%		95%
		Golf	PP218	Burghill Golf Course							
Belmont	Belmont Rural	Golf	PP217	Belmont Lodge Golf Course							
Three Elms	Hereford City	Football	PP183	Allpay Park, Widemarsh Common	1 x senior		No	Private: Westfields FC	100% Excellent		90% excellent
		Football	PP252	Granstand Road Playing Fields							
		Football	PP223	Hereford City Sports Club Ground							
		Football	PP162	Hereford Leisure Centre							
		Football	PP187	HFA County Ground (Lads Club)							
		Football	PP170	Widemarsh Common							

HEREFORD AREA		Sport	Site ref	Name	Pitches	Size Ha	community use	ownership	Quatlity Rating % & category	
WARD	PARISH								Changing Accomodation	Pitch
Three Elms	Hereford City									
		ATP	PP153	Hereford Leisure Centre						
		ATP	PP161	Hereford Sixth Form						
		Cricket	PP131	Bulmers Cricket Ground						
		Cricket	PP223	Hereford City Sports Club Ground						
		Cricket	PP257	King George V Playing Fields						
		No longer in use	PP127	Lads Club Cricket Ground						
		Rugby	PP222	Hereford Rugby Club Pitches						
		Bowling	PP114	Castle Green Bowling Green						
		Golf	PP210	Hereford Municipal Golf Course						
		Athletics	PP113	Hereford Leisure Centre Athletic track						
		Tennis	PP227	Hereford Whitecross Tennis Courts						

HEREFORD AREA		Sport	Site ref	Name	Pitches	Size Ha	community use	ownership	Quatlity Rating % & category	
WARD	PARISH								Changing Accomodation	Pitch
Alystone	Hereford City	School	PP3	Alystone High School	2 x senior football	73054.95	potentially	school	no	74%
		School	PP4	Aylestone School/Victoria Park	2 x senior football	21899.5	potentially	school	yes	79%
					1 x cricket			school		
		School	PP75	St Francis Xaviers Primary School	1 x mini football	13292.5	potentially	school	no	46%
School	PP12	Broadlands County Primary School	2 x mini football	21782.73	no	school	no	24%		
Tupsley	Hereford City	School	PP5	Bishops Bluecoat High School	1 x cricket	43540.06	potentially	school	no	74%
					2 x rugby			school		74%
		School	PP239	Blackmarston School	not assessed	8891				
		School	PP76	St Jame's CE Primary School	1 x mini football	3609.4	potentially	school	no	53%
		School	PP83	St Paul's Primary School	2 x mini football	20255.63	potentially	school	no	46%
					1 x cricket			school		80%
		School	PP85	St Thomas Cantilup Primary School						
		School	PP89	Bishops of Hereford						
		School	PP90	Trinity Primary School						
		School	PP103	Whitecross PFI High School						
School	PP99	Whitecross PFI High School								

HEREFORD AREA		Sport	Site ref	Name	Pitches	Size Ha	community use	ownership	Quatlity Rating % & category	
WARD	PARISH								Changing Accomodation	Pitch
Tupsley	Hereford City									
		Football	PP145	Gorsty Lane Football Pitch	1 x senior		Yes	LA (Halo)	78% Good	74% Good
		Football	PP182	Tupsely Quarry Football Ground						
		Football	PP171	Hereford United Ground						
		Football	PP257	King George V Playing Fields						
		Football	PP172	Newton Farm Playing Fields						
		Football	PP188	Old School Lane Playing Fields						
Central	Hereford City									
St Martins & Hinton	Hereford City	School	PP32	Hereford Acadamy	??					
		School	PP35	Hunderton Infants School	2 x mini football	46815.47	potentially	school	no	66%
		School	PP61	Marlbrook Primary School	2 x junior football	38569.38	potentially	school	no	59% 58%
		School	PP67	Our Lady's Primary School	2 x mini football	12736	potentially	school	no	58%
		School	PP79	St Martins Primary School	3 x mini football	21157	potentially	school	no	53%



		Sport	Site ref	Name	Pitches	Size Ha	community use	ownership		
									Changing Accomodation	Pitch

<b>St Nicholas</b>	<b>Hereford City</b>	School	PP106	Hereford Cathedral School potential ATP with Hinton FC	4 x cricket	81268.91		Hfd Cathedral School	6 teams 73%	
--------------------	----------------------	--------	-------	--	-------------	----------	--	----------------------------	-------------	--

3 x rugby

84%



2 x tennis

84%

School	PP56	Lord Scudamore Primary School	1 x mini football	12609.98	potentially	school	no	46%
Football	PP157	Broomy Hill Football Ground	2 x senior					

Site - Details

Changing Accomodation

Pitches

Issues and Priorities

Site - Details										Changing Accomodation										Pitches										Issues and Priorities																			
Site ID	Site Name	Street	Address Detail	Town	Postcode	Grid ref: X (six figure)	Grid Ref: Y (six figure)	Date	OS MasterMap TOID (if available)	Total number of pitches	Site ID	Changing Accomodation Name	Number of Teams Changing Rooms	Overall Quality	Vandalism	Showers	Toilets	Car Parking	Public Transport Links	Security	Segregated Changing	Score for Changing Accomtion (out of 41)	Score as a %	Site ID	Pitch Number (ID)	Pitch Type & Sport	Games Played n season	% Games Cancelled	Score for cancellations	Seas cover	Length of grass	Size	Adequate safety margins	Slope	Evenness	Problem Areas: Evidence of bog fouling	Problem Areas: Evidence of gull/straw litter	Problem Areas: Evidence of practical use	Problem Areas: Evidence of damage to turf	Training - Hours per week on pitch	Changin Accomodation	Water Sports - Goals, coverings, nets	Cricket - Wicket protected	Lane markings	Training areas	Pitch Score (out of 67)	Score as a %		
E.G	CR001	Glouster Rd. Rec	Glouster Road	Western Way	Cranches	CR3 6TY	665498	342096	04/02/2003	485329465794	8	CR001 New Block	2	8	2	3	3	2	0	0	21	51%			CR001	1	Football -adult	23	17%	3	3	4	3	2	4	2	3	3	2	0	3	0	2	2	0	36	54%	1	Major issue over poor quality of porto cabin changing room
											CR001 Porto Cabir	2	4	0	0	1	2	5	0	0	12	29%			CR001	2	Football -adult	32	10%	5	4	3	2	2	3	3	3	3	0	1	7	2	2	0	42	63%			
																									CR001	3	Football -adult	32	20%	3	2	2	2	3	3	5	0	1	0	2	2	0	29	43%	2	Pitches 1-4 suffer from golf practise			
																									CR001	4	Football -junior	20	15%	3	3	2	0	3	3	3	0	0	0	3	2	0	28	42%					
																									CR001	5	Rugby U -adult	15	10%	5	4	2	2	0	3	3	3	0	1	0	3	2	0	34	51%	3	Pitch 4 is used for mid week training		
																									CR001	6	Cricket	40	5%	5	5	4	3	2	3	3	3	3	3	5	7	3	2	3	57	85%			

Herefordshire Football, Cricket, Rugby, Hockey, Bowling, Tennis Clubs, Teams and Venues							
Hereford Area	Questionnaire returned	Sport	Club/League/standard/times of play	Teams	Venue /Expanare Ref		
WARD	PARISH						
Wormsley Ridge	Dinmore and Canon Pyon						
	Wellington		<b>Football</b>	<b>Wellington Youth Football Club</b>	1 team	PP255/PP193	
			U16 & below female	Girls U16's League: Sunday 11am	1	Wellington Playing	
				Training		No set night or venue	
				<b>Football</b>	<b>Wellington Youth Football Club</b>	5 teams	PP255/PP193
			U16 & below male	U9 - HGTA Saturday am 9.45	1	Wellington Playing	
				U10 - Stirling Saturday am 10.45	1	Fields	
				U13 - HGTA Sunday am 10.30	1	as above	
				U14 - HGTA Sunday pm 2.00	1	as above	
				U16 - HGTA Sunday pm 2.00	1	as above	
				U18 Midland Floodlit league	1		
				Training		No set night or venue	
				<b>Football</b>	<b>Wellington Colts Football Club</b>	1 team	PP255/PP193
		Adult & U18 male	Saturday League Div 1: 2.00 pm	1	Wellington Playing		
			Training		Fields		
					No set night or venue		
			<b>Cricket</b>	<b>Wellington Nomads Cricket Club</b>		PP140 Wellington	
		Junior boys	Folded	1	Cricket Ground		
			<b>Bowling</b>	<b>Wellington Bowling Club</b>	18 male	PP259 Wellington	
				Private/Mixed	13 female	Bowling Green	
	<b>Returned</b>	<b>Tennis</b>	<b>Wellington Tennis Club</b>		PP255 Wellington Playing Fields		
	Parishes of Byford, Bridge Sollers, Mansell Gamage						
	Bishopstone	<b>Returned</b>	<b>Cricket</b>	<b>Garnons Cricket Club</b>	1 team	PP125 Garnons Cricket	
			Adult male	Marches Saturday League: pm	1	Ground The Lawns, Garnons Estate	
					Training Wednesday		
	Foxley Group (Mansell Lacy, Yazor, Brinsop and Wormsley)						
	Kings Pyon						

Herefordshire Football, Cricket, Rugby, Hockey, Bowling, Tennis Clubs, Teams and Venues							
Hereford Area		Questionnaire returned	Sport	Club/League/standard/times of play	Teams	Venue /Expanare Ref	
WARD	PARISH						
Sutton Walls	Marden		Football	Mercia Athletic	1 team	PP256 Marden Playing Fields	
			Adult & U18 male	Saturday League Div 1: 2.00 pm	1		
				Training		No set night or venue	
		Returned	Cricket	Marden Cricket Club	2 teams	PP137 Marden Cricket Club, The Volunteer Inn, Marden	
			Adult Male	Saturday League:pm	1		
				Sunday League:pm	1		
	Training Wednesday			as above			
	Moreton-on-Lugg						
	Sutton						
Hagley	Bartestree and Lugwardine Group		Football	Bartestree Harriers Football club	1 team	PP167 Bartestree & Lugwardine Village Hall Playing Fields	
			U16 & below female	Hfds Girls U12s League: Sunday 11.00 am	1		
				training		No set night or venue	
			Football	Adult & U18 male	Bartestree Football club (1st, reserves,	3 teams	PP167 Bartestree & Lugwardine Village Hall Playing Fields
					Hfds Saturday Premier League 2.00 pm	1	
				Hfds Saturday League Div 2: 2.00 pm	1	Playing Fields	
					thirds? Hfd Lg Div 3 2.30		1
			Training		No set night or venue		
			Football	Bartestree Football club	6 teams	PP167 Bartestree & Lugwardine Village Hall Playing Fields	
					U16 & below male		U10 - HGTA Saturday am 10.45
		U10 - Stirling Saturday am 10.45 (juniors)					1
		U11 - HGTA Saturday am 12.00					1
		U12 - HGTA Sunday am 10.30					1
		U13 - HGTA Sunday am 10.30					1
		U15 - HGTA Sunday pm 2.00					1
		Training		No set night or venue			
		Returned	Cricket	Bartestree & Lugwardine Cricket Club	4 teams	PP167 Main Ground Bartestree & Lugwardine Village Hall Playing Fields PP80 St Mary's High School 2nd ground	
Adult Male	Marches Saturday League:pm			3			
	Marches Sunday League:pm			1			
	Training: Wednesday						

Herefordshire Football, Cricket, Rugby, Hockey, Bowling, Tennis Clubs, Teams and Venues							
Hereford Area		Questionnaire returned	Sport	Club/League/standard/times of play	Teams	Venue /Expanare Ref	
WARD	PARISH						
Hagley	Bartestree and Lugwardine Group	Returned	Cricket	Bartestree & Lugwardine Cricket Club	4 teams	PP167 Main Ground Bartestree & Lugwardine Village Hall Playing Fields PP80 St Mary's High School 2nd ground	
			Junior boys	U9's Hfds Junior League: Sunday am	1		
				U11's Hfds Junior League: Sunday am	1		
				U13's Hfds Junior League: Tuesday pm	1		
				U15's Hfds Junior League: Sunday pm	1		
				U11's Training Thursday			
			U13s, U15's Training Wednesday				
	Junior Girls						
	Withington Group (Preston Wynne, Withington and Westhide)						
	Backbury	Dormington and Stoke Edith					
Fownhope			Football	Fownhope Football Club	3 teams	PP176 Fownhope Recreation Field	
			Adult & U18 male	Hfds Premier Div 2.30	1		
				Hfds Saturday League Div 2. 2.00pm (reserves) u 18 floodlit wed	2		
				Training			No set night or venue
			Football	Fownhope Football Club	4 teams		PP176 Fownhope
U16 & below male		U16 - HGTA Sunday pm 2.00 u9 u14	2	Recreation Field			
		U16 - HGTA Sunday pm 2.00 (Athletic) u10 sat u 10 sat	2	No set night or venue			
		Training					
Hampton Bishop							
Weston Beggard							
Mordiford							
Tarrington							
Hollington	Callow and Haywood Group (Callow Dewshall, Grafon and Haywood)						
	Dinedor						

Herefordshire Football, Cricket, Rugby, Hockey, Bowling, Tennis Clubs, Teams and Venues						
Hereford Area		Questionnaire returned	Sport	Club/League/standard/times of play	Teams	Venue /Expanare Ref
WARD	PARISH					
Hollington	Holme Lacy		Football	<b>Hereford Girls FC</b>	2 teams	PP109 Holme Lacy College
			U16 & below female	Hfds Girls U12's League: Sunday 11.00 am	1	
				Hfds Girls U14's League: Sunday 11.00 am	1	
			Training		No set night or venue	
		Returned	Football	<b>Holme Lacy Football Club</b>	2 teams	PP152 Holme Lacy Football Ground
			Adult & U18 male	Hfds Saturday Premier League: 2.30 pm	1	
			Hds Saturday League Div 2: 2.00 pm (reserves)	1		
			Training		No set night or venue	
		Little Dewchurch				
		Lower Bullingham				
	Ballingham and Bolstone					
Stoney Street	Madley	Returned	Football	<b>Red Lion Massive Football Club</b>	1 team	PP203 Madley Satellite Station
			Adult & U18 male	Hfds Sunday League Div 1: 10.30 am	1	
				Training		No set night or venue
			Tennis	<b>Madley Tennis Club</b>		PP249 Madley Recreation Ground
	Cleonger					
	Eaton Bishop					
Credenhill	Breinton					
	Stretton Sugwas and Kenchester					
	Credenhill		Football	<b>Flights Football Club</b>	1 team	PP180 Credehill Roman Park
			Adult & U18 male	Friendlies only	1	
				Trainin g		
		Football	<b>Wolseley Football Club</b>	1 team	PP180 Credehill Roman Park	
		Adult & U18 male	Hfds Saturday League Div 3: 2.30 pm	1		
			Training		No set night or venue	

Herefordshire Football, Cricket, Rugby, Hockey, Bowling, Tennis Clubs, Teams and Venues							
Hereford Area		Questionnaire returned	Sport	Club/League/standard/times of play	Teams	Venue /Expanare Ref	
WARD	PARISH						
Credenhill	Credenhill		Football	<b>Wolseley of Credenhill Football Club</b>	1 team	PP180 Credenhill Roman	
			Adult & U18 male	Hfds Sunday League Div 2: 10.30 am	1	Park	
				Training		No set night or venue	
			Football	<b>Credenhill Football Club</b>	3 teams	PP180 Credenhill Roman	
			U16 & below male	U8's Sunday 10.30	1	Park	
	U13 - HGTA Sunday am 10.30 <b>u10</b>	1	as above				
	U15 - HGTA Sunday pm 2.00 <b>u12</b>	1	as above				
			Training		No set night or venue		
Burghill, Holmer & Lyde	Holmer and Shelwick						
	Pipe and Lyde						
	Burghill				<b>Burghill Football Club</b>	1 team	PP150 Burghill Community Playing Fields (The Coppice)
				Adult & U18 male	Hfds Saturday League Div 2: 2.00 pm	1	
					Training		No set night or venue
				Football	<b>Burghill Rangers Football Club</b>		
				Adult & U18 male	Hfds Sunday League Div 2 north: 10.30 am	1 team	PP150 Burghill Community Playing Fields (The Coppice)
						1	
					Training		No set night or venue
				Cricket	<b>Burghill &amp; Tillington Cricket Club</b>	2 teams	Main Ground:The Cricket Pavillion,
				Adult Male	Marches Saturday League:pm	2	Tillington
					Hfds Indoor League	1 team	as above
					Training: Wednesday		
				Cricket	<b>Burghill &amp; Tillington Cricket Club</b>	4 teams	PP154 Tillington Cricket Ground
Junior boys				U9's HfdsJunior League: Sunday am monthly	1		
				U11's Hfds Junior League: Sunday am	1		
	U13's Hfds Junior League: Tuesday pm	1					
	U15's Hfds Junior League: Sunday pm	1					
	U11's Training Wednesday						
	U13's Training Monday						
	U15's Training Thursday						



Herefordshire Football, Cricket, Rugby, Hockey, Bowling, Tennis Clubs, Teams and Venues							
Hereford Area		Questionnaire returned	Sport	Club/League/standard/times of play	Teams	Venue /Expanare Ref	
WARD	PARISH						
<b>Three Elms</b> <b>Alystone</b> <b>Tupsley</b> <b>Central</b> <b>St Martins &amp; Hinton</b> <b>Belmont</b> <b>St Nicholas</b>	<b>Hereford City</b> <b>Belmont Rural</b>	Returned	Football	<b>Hereford Lads Club Girls FC (Vixens, Tigers &amp; Belles)</b>	5 teams	PP187 HFA County Ground, Widemarsh Common, Hereford	
			U16 & below female	Girls U11's League: Sunday 10.00 am	3		
				Girls U13's League: Sunday 11.00 am	1		
				Girls U14's: Sunday 11.00 am	2		
				Girls U17's: Sunday 11.00 am	1		
				Training			No set night or venue
		Returned	Football	<b>Hinton Girls Football Club</b>	3 teams	PP57 Broomy Hill, Hereford	
			U16 & below female	Girls U10's League: Sunday 10.00 am	1		
				Girls U12's League: Sunday 11.00 am	1		
				Girls U14's League: Sunday 11.00 am	1		
			Training			No set night or venue	
		Football	<b>Hereford Pegasus Youth Football Club</b>	1 team	PP188 Old School Lane, Hereford		
			U16 & below female	Girls U16's League: Sunday 11.00 am		1	
				Training			no set night or venue
		Football	<b>Tupsley Girls Football Club</b>	2 teams	PP31 Hampton Dene Primary School		
			U16 & below female	Girls U12's League: Sunday 11.00 am		1	
				Girls U14's League: Sunday 11.00 am		1	
			Training		No set night or venue		
		Football	<b>Hereford Girls Football Club</b>	2 teams	PP31 Hampton Dene Primary School		
			U16 & below female	Girls U10's League: Sunday 10.00 am		1	
				Girls U13's League: Sunday 11.00 am		1	Gortsty Lane
				Girls U15's League: Sunday 11.00 am		1	
			Training		No set night or venue		
		Football	<b>Harrow Hill Juniors</b>	1 team	PP170 Widemarsh Common, Hereford		
			U16 & below female	Girls U16's League: Sunday 11.00 am		1	
				Training			No set night or venue
		Returned	Football	<b>Phoenix Ladies Football Club</b>	2 teams	PP162 Hereford Leisure Centre	
Adult & U18 Female	West Midlands Regional league SUNDAY 2.00		2				
	HFA adult womens futsal league		2	??			
	Training			No set night or venue			

Herefordshire Football, Cricket, Rugby, Hockey, Bowling, Tennis Clubs, Teams and Venues						
Hereford Area		Questionnaire returned	Sport	Club/League/standard/times of play	Teams	Venue /Expanare Ref
WARD	PARISH					
<b>Three Elms</b> <b>Alystone</b> <b>Tupsley</b> <b>Central</b> <b>St Martins &amp; Hinton</b>  <b>Belmont</b> <b>St Nicholas</b>	<b>Hereford City</b> <b>Belmont Rural</b>	Returned	Football	<b>Hereford Pegasus Ladies</b>	2 team	PP188 Old School Lane, Hereford
			Adult & U18 Female	West mid Reg Sunday 2.00	2	
				Training		
		Returned	Football	<b>Hereford Lads Club Ladies Football Club</b>	1 team	PP187 HFA County Ground, Widemarsh Common, Hereford
			Adult & U18 Female	H&W County Lg Sunday 2.00	1	
				HFA adult womens futsal league	1	
			Football	<b>Barrels Football Club</b>	1 team	PP170 Widemarsh Common, Hereford
			Adult & U18 male	Sunday League Div 1:10.30 am	1	
			Football	<b>Bartestree Thirds Football Club</b>	1 team	PP145 Gorsty Lane Football Ground,
			Adult & U18 male	Saturday League Div 2: 2.00 pm	1	
		Returned	Football	<b>Civil Service Football Club</b>	1	PP162 Hereford Leisure Centre
			Adult & U18 male	Saturday League Div 3: 2.30 pm		
				Training		
			Football	<b>Goldvale Football Club</b>	1 team	PP257 King George V Playing Fields, Hereford
			Adult & U18 male	Hfd Sunday League Div 2 north: 10.30 am	1	
				Training		
		Returned	Football	<b>Heart of Oak Football Club</b>	1 team	PP162 Hereford Leisure Centre
			Adult & U18 male	Hfd Sunday League Div 1: 10.30 am	1	
				Training		
		Returned	Football	<b>Hinton Football Club</b>	3 teams	PP157 Broomy Hill Football Ground,
			Adult & U18 male	Hfds Saturday Premier League:2.00pm	1	
				Hfds Saturday League Div 1: 2.00pm (reserves)	1	
				U18 Hfds Floodlit League	1	
		Returned	Football	<b>Holmer Athletic Football Club</b>	1 team	PP170 Widemarsh Common, Hereford
Adult & U18 male	Hfd Sunday League Div 2 South : 10.30 am		1			
	Training			No set night or venue		

Herefordshire Football, Cricket, Rugby, Hockey, Bowling, Tennis Clubs, Teams and Venues						
Hereford Area		Questionnaire returned	Sport	Club/League/standard/times of play	Teams	Venue /Expanare Ref
WARD	PARISH					
Three Elms Alystone Tupsley Central St Martins & Hinton  Belmont St Nicholas	Hereford City Belmont Rural		Football	<b>Holmer Football Club</b>		PP170 Widemarsh
			Adult & U18 male	Hfds Saturday League Div 2: 2.00pm	1 team	Common, Hereford
				Training	1	No set night or venue
		Returned	Football	<b>HWX United Football Club</b>	1 team	PP162 Hereford
			Adult & U18 male	Hfd Sunday League Div 2 South : 10.30 am	1	Leisure Centre
				Training		No set night or venue
			Football	<b>Karlos Football Club</b>	1	PP162 Hereford
			Adult & U18 male	HSundayFL Premier 10.30		Leisure Centre
				Training		No set night or venue
		Returned	Football	<b>Lads Club Football Club</b>	3 teams	PP187 HFA County
			Adult & U18 male	Hfds Saturday Premier League: 2.00pm	1	Ground, Widemarsh
				Hfds Saturday League Div 2: 2.00pm	1	Common, Hereford
				U18 Hfd Floodlit league	1	
				Training		No set night or venue
			Football	<b>Lads Club Beavers</b>	1 team	PP162 Hereford
			Adult & U18 male	Hfds Sunday Premier League: 10.30 am	1	Leisure Centre
				Training		No set night or venue
			Football	<b>Longbar Football Club</b>	1 team	PP257 King George V
			Adult & U18 male	Hfd Sunday League Div 2 north: 10.30 am	1	Playing Fields, Hereford
				Training		No set night or venue
	Football	<b>Orcop Juniors Football Club</b>	1 team	PP257 King George V		
	Adult & U18 male	Hfd Saturday League Div 1: 2.30	1	Playing Fields,		
		Training		No set night or venue		
	Football	<b>Original Minors Football Club</b>	0 teams	PP257 King George V		
	Adult & U18 male	No team currently	0	Playing Fields,		
		Training		No set night or venue		
	Football	<b>Pegasus Football Club</b>	2 teams	PP188 Old School Lane, Hereford		
	Adult & U18 male	Hfds Saturday Premier League: 2.00pm	1			
		U18 Hfds Floodlit League	1			
		Training		No set night or venue		

Herefordshire Football, Cricket, Rugby, Hockey, Bowling, Tennis Clubs, Teams and Venues								
Hereford Area		Questionnaire returned	Sport	Club/League/standard/times of play	Teams	Venue /Expanare Ref		
WARD	PARISH							
Three Elms Alystone Tupsley Central St Martins & Hinton Belmont St Nicholas	Hereford City Belmont Rural		Football	<b>Pegasus Junior Reserves</b>	2 teams	PP188 Old School Lane, Hereford		
			Adult & U18 male	Helenic Football league day/ time? Sat 3.00				
				Hfds Football League: day time? Sat 2.30				
					training		No set night or venue	
					Football	<b>Phoenix Sunday Football Club</b>	1 team	PP162 Hereford Leisure Centre
				Adult & U18 male	Hfds Sunday League Div 2 North:10.30 am	1		
					Training		No set night or venue	
					Football	<b>Phoenix</b>	2 teams	??
					male disability	Birmingham Ability Counts League Info ralph farmer 353900	2	
				Returned	Football	<b>Relentless</b>	1 team	PP162 Hereford Leisure Centre
					Adult & U18 male	Hfds Saturday League Div 3: 2.30 pm		
						Training		No set night or venue
					Football	<b>Rose and Crown Football Club</b>	1 team	PP257 King George V Playing Fields,
					Adult & U18 male	Hfds SundY League Div 1:10:30 pm	1	
						Training		No set night or venue
					Football	<b>Sinkum Football Club</b>	1 team	PP170 Widemarsh Common, Hereford
					Adult & U18 male	Hfds Saturday League Div 3: 2.30 pm	1	
						Training		No set night or venue
					Football	<b>Sporting Salmon</b>	1 team	PP162 Hereford Leisure Centre
					Adult & U18 male	Hfd Sunday League Div 2 South : 10.30 am	1	
				Training		No set night or venue		
		Returned	Football	<b>Stagecoach Football Club</b>	1 team	PP170 Widemarsh Common, Hereford		
			Adult & U18 male	Hfds Sunday League Div 1: 10.30 am	1			
				Training		No set night or venue		
			Football	<b>Tupsley Athletic Football Club</b>	1 team	PP162 Hereford Leisure Centre		
			Adult & U18 male	Hfd Sunday League Div 2 South : 10.30 am	1			
				Training		No set night or venue		
			Football	<b>Tupsley AFC</b>	1 team	PP145 Gorsty Lane Football Ground,		
			Adult & U18 male	Hfd Sunday League Div 2 Sth 10.30	1			

Herefordshire Football, Cricket, Rugby, Hockey, Bowling, Tennis Clubs, Teams and Venues						
Hereford Area		Questionnaire returned	Sport	Club/League/standard/times of play	Teams	Venue /Expanare Ref
WARD	PARISH					
Three Elms Alystone Tupsley Central St Martins & Hinton  Belmont St Nicholas	Hereford City Belmont Rural		Football	<b>Toros Football Club</b>	1 team	PP170 Widemarsh
		Adult & U18 male	Hfds Saturday League Div 2: 2.00 pm	1	Common, Hereford	
			Training			No set night or venue
			Football	<b>Treacle Colts Football Club</b>	1 team	PP257 King George V
		Adult & U18 male	Hfd Sunday League Div 2 north : 10.30 am	1	Playing Fields, Hereford	
			Training			No set night or venue
			Football	<b>Unique United Football Club</b>	1 team	PP170 Widemarsh
		Adult & U18 male	Hfd Sunday League Div 2 South : 10.30 am	1	Common, Hereford	
			Training			No set night or venue
			Football	<b>Vaga Football Club</b>	1 team	PP170 Widemarsh
		Adult & U18 male	Hfds Sunday Premier League: 10.30 am	1	Common, Hereford	
			Training			No set night or venue
			Football	<b>Welsh Club</b>	1 team	PP257 King George V
		Adult & U18 male	Hfd Sunday League Div 2 South : 10.30 am	1	Playing Fields, Hereford	
			Training			No set night or venue
		Returned	Football	<b>Westfields Adult Football Club</b>	1 team	PP183 Allpay Park,
		Adult & U18 male	Hfds Saturday Premier League: 2.00pm	1	Widemarsh Common, Hereford	
			Training			No set night or venue
			Football	<b>Whitcross Wanderers Football Club</b>	1 team	PP162 Hereford
		Adult & U18 male	Hfd Sunday League Div 1: 10.30 am	1	Leisure Centre	
	Training			no set night or venue		
	Football	<b>Wye Valley Rovers Football Club</b>		PP162 Hereford		
Adult & U18 male	Hfds Saturday League Div 3: 2.30 pm	1	Leisure Centre			
	Training			No set night or venue		
	Football	<b>Belmont Football Club</b>	3 teams	PP172 Newton Farm,		
U16 & below male	U12 - HGTA Sunday am 10.30	1	Hereford			
	U15 - HGTA Sunday pm 2.00	1				
	U16 - HGTA Sunday pm 2.00	1				
	Training			No set night or venue		

Herefordshire Football, Cricket, Rugby, Hockey, Bowling, Tennis Clubs, Teams and Venues								
Hereford Area		Questionnaire returned	Sport	Club/League/standard/times of play	Teams	Venue /Expanare Ref		
WARD	PARISH							
Three Elms Alystone Tupsley Central St Martins & Hinton  Belmont St Nicholas	Hereford City Belmont Rural	Returned	Football	<b>Greyhound City Sports Football Club</b>	2 teams	PP223 Hereford City Sports, Grandstand Road, Hereford mini pitch		
			U16 & below male	<b>U14 - H</b> GTA Sunday am 10.30	1			
				<b>Greyhound Rangers</b>				
				U12 - HGTA Sunday am 10.30	1		as above	
				Training			No set night or venue	
				Football	<b>Hereford City Sports Football Club</b>	2 teams	PP223 Hereford City Sports, Grandstand Road, Hereford mini pitch	
		U16 & below male	<b>U9</b> - Stirling Saturday am 12.00	1				
			<b>U8 - HGTA ??</b>	1				
			Training		No set night or venue			
				Football	<b>Hereford City Junior Dynamo's Youth FC</b>	5 teams	PP4 Aylestone School / Victoria Park, Hereford	
				U8 - HGTA ??	2			
		U16 & below male	U10 - HGTA Saturday am 10.45	1				
			U11 - HGTA Saturday am 12.00	1	as above			
			U12 -- HGTA Sunday am 10.30	1	as above			
				Training		No set night or venue		
				Returned	Football	<b>Hereford Lads Club Youth Football Club</b>	14 teams	PP170 Widemarsh Common, Hereford mini pitch
					<b>U8 - HGTA ??</b>	3		
		U16 & below male	<b>U9 - HGTA Saturday am 9.45 (Rebells &amp; lions)</b>	4				
			<b>U10 - HGTA Saturday am 10.45 (Bulls)</b>	3	as above			
					as above			
	<b>u18 floodlit Thursday</b>	1	PP187 HFA County					
	<b>U12 - HGTA Sunday am 10.30</b>	1	Ground, Widemarsh					
	<b>U13 - HGTA Sunday pm 2.00</b>	1	as above					
	<b>u 14 Sunday pm,</b>	1	No set night or venue					

Herefordshire Football, Cricket, Rugby, Hockey, Bowling, Tennis Clubs, Teams and Venues							
Hereford Area		Questionnaire returned	Sport	Club/League/standard/times of play	Teams	Venue /Expanare Ref	
WARD	PARISH						
Three Elms Alystone  Tupsley Central  St Martins & Hinton  Belmont St Nicholas	Hereford City Belmont Rural		<b>Football</b>	<b>Hinton Youth Football Club</b>	12 teams	PP57 Broomy Hill, Hereford, Mini pitch	
			U16 & below male	U9 - HGTA Saturday am 9.45 (juniors & Colts)	2		
				U10 - HGTA Saturday am 10.45	1	as above	
				U10 - Stirling Saturday am 10.45 (colts)	1	as above	
				U11 -HGTA Saturday am 12.00 (juniors& colts)	2	as above	
				U12 - HGTA Sunday am 10.30 (colts)	1	as above	
				U12 - Stirling Sunday am 10.30	1	as above	
				U13 - HGTA Sunday am 10.30	1	as above	
				U14 - HGTA Sunday pm 2.00	1	as above	
				U15 - HGTA Sunday pm 2.00	1	as above	
				U16 - HGTA Sunday pm 2.00 (hinton/phoenix)	1	as above	
				Training		No set night or venue	
				<b>Football</b>	<b>Pegasus Youth Football Club</b>	15 teams	PP188 Old School Lane, Hereford, Mini pitch
				U8 - HGTA ??	2		
				U9 - HGTA Saturday am 9.45 (juniors & Colts)	3		
				U10 - HGTA Saturday am 10.45(juniors)	1	as above	
				U11 - HGTA Saturday am 12.00 (juniors)	1	as above	
				U11 - Stirling Saturday am 12.00 (colts)	1	as above	
				U 12 - HGTA Sunday am 10.30 (juniors)	1	as above	
				U14 - HGTA Sunday pm 2.00 (juniors)	1	PP150 Burghill	
				U14 - HGTA Sunday pm 2.00 (pumas)	1	Community Playing	
				U15 - HGTA Sunday pm 2.00 (Colts)	1		
				U15 - HGTA Sunday pm 2.00 (juniors)	1	PP188 Old School Lane,	
				U16 - HGTA Sunday pm 2.00 (colts)	1	Hereford, Mini pitch	
				U16 - HGTA Sunday pm 2.00 (juniors)	1		
				Training		No set night or venue	

Herefordshire Football, Cricket, Rugby, Hockey, Bowling, Tennis Clubs, Teams and Venues							
Hereford Area		Questionnaire returned	Sport	Club/League/standard/times of play	Teams	Venue /Expanare Ref	
WARD	PARISH						
Three Elms Alystone Tupsley Central St Martins & Hinton  Belmont  St Nicholas	Hereford City Belmont Rural		Football	<b>FC Phoenix Football Club</b>	7 teams	PP31 Hampton Dene	
				U8 - HGTA ?? Sunday 11.00	1	Primary School	
			U16 & below male	U9 - HGTA Saturday am 9.45	1		
				U10 - Stirling Saturday am 10.45	1	as above	
				U11 - HGTA Saturday am 12.00	1	PP12 Broadlands School	
				U11 - HGTA Saturday am 12.00 (juniors)	1	PP162 Hereford Leisure Centre	
				U13 - HGTA Sunday am 10.30	1	PP145 Gorstey Lane, Tupsley	
				U14 - HGTA Sunday pm 2.00	1		
				Training		No set night or venue	
				<b>Football</b>	<b>Westfields Youth Football Club</b>	3 teams	PP183 Allpay Park,
			U16 & below male	U11 - HGTA Saturday am 12.00	1	Widemarsh Common,	
				U12 - Stirling Sunday am 10.30	1		
				U15 - HGTA Sunday pm 2.00	1		
			Training		No set night or venue		
				Hereford Redstars u 8 Sat am	1	Hfd Sixth Form	
			<b>Special Football Clubs</b>	<b>Hereford Mind Football Club</b>	2	PP162 Hereford	
				Three Counties Disability League		Leisure Centre	
				<b>Hereford Civil Service Football Club</b>	1	as above	
				<b>Saint Owen Athletic (Fire Brigade)</b>	1	as above	
				<b>Score 1</b>	1	as above	
				Three Counties Disability League			
				<b>Hereford United FC</b>	10 teams	Edgar Street	
				<b>disability teams Sat am</b>	2		
				<b>First sat am</b>	1		
				<b>u10 sat</b>	1		
				<b>u11 sat</b>	1		
				<b>u13 sat</b>	1		
				<b>u 14 sat</b>	1		
				<b>u 16 sat</b>	1		
				<b>u 9 sat</b>	1		
				<b>u 18 wed</b>	1		
				<b>Hereford Sixth Form</b>	1	Pp183 Allpay Park, Widemarsh Common,	
				<b>1.A.C.SVK</b>		Royal National College for the Blind, the Point 4	
		<b>Hereford Futsal Club</b>					
		<b>RNC Academy Futsal Club</b>					
		<b>Kemble Football Club</b>	2 teams	PP31 Hampton Dene			
		<b>day time? Friendlies Sunday</b>		Primary School			
		<b>Cricket</b>	<b>Bishops School Cricket Club</b>	1 team	PP5 Bishops School, Hampton Dene,		
		Adult Male	Marches Saturday League:pm	1			
			Training Wednesday				
	<b>Returned</b>	<b>Cricket</b>	<b>Hereford City Cricket Club</b>				
		Adult Male	Senior side folded prior to 2011 season				



Herefordshire Football, Cricket, Rugby, Hockey, Bowling, Tennis Clubs, Teams and Venues								
Hereford Area		Questionnaire returned	Sport	Club/League/standard/times of play	Teams	Venue /Expanare Ref		
WARD	PARISH							
Three Elms Alystone Tupsley  Central St Martins & Hinton  Belmont  St Nicholas	Hereford City Belmont Rural		Cricket	Hereford City Cricket Club	1 team	PP162 Hereford Leisure Centre		
			Junior boys	U13's Junior League: Tuesday pm 2 junior team folded prior to 2011 season	1			
				Training Tuesday			as above	
				Cricket	Herefordshire Cricket Limited			
				Adult Male	Hfds Indoor League	1 team		
				Cricket	Herefordshire Cricket Limited	9 teams	No venue: hoping to access Bulmers PP31	
				Junior boys	Boys U9 through to U17			
					U9 Sunday am monthly			
					U10 Sunday am			
					U11 Sunday am			
					U13 Tuesday pm			
					U 15 Sunday pm			
					U16 Sunday pm			
					U17			
					Training U9, U10, U11, U15 wed, U13 Mon			
					Training			
				Cricket	Herefordshire Cricket Limited	3 teams	as above	
				Junior girls	U11, U13, U15	3		
					Developing U11, U13, U15, U17	4 teams		
					Training			
				Cricket	Herefordians Cricket Club	3 teams	PP5 Bishops School, Detached Field	
				Adult Male	Saturday League:pm	1	Hampton Dene,	
					Sunday League:pm	2	as above	
					Training Wednesday			
				Returned	Cricket	Lads Cricket Club	2 teams	PP170 Widemarsh Common, Hereford
					Adult Male	Saturday League:pm Training Wednesday	2	as above
					Cricket	The Moles Cricket Club	1 team	PP223 Hereford City Sports Ground
				Sunday League pm Training Wednesday	1			
		Returned	Rugby	Hereford Rugby Club	6 teams	PP222 Hereford Rugby Club + planning application for new		
			Senior males	Saturday 3pm Adults Saturday 3pm 18 - 19 year olds	4 2			
				Training Tues/Thurs 7.15 - 8 pm				

Herefordshire Football, Cricket, Rugby, Hockey, Bowling, Tennis Clubs, Teams and Venues						
Hereford Area		Questionnaire returned	Sport	Club/League/standard/times of play	Teams	Venue /Expanare Ref
WARD	PARISH					
Three Elms Alystone Tupsley	Hereford City Belmont Rural	Returned	Rugby	Hereford Rugby Club	5 teams	as above
			Junior boys	U13 - U16 Sunday time varies	5	
	Training Wed 6.15 - 8 pm and Sunday 10.30					
Central St Martins & Hinton		Returned	Rugby	Hereford Rugby Club	8 teams	as above
			Minors	U7 - U12 Sunday 10.30 am	8	
			Training			
Belmont St Nicholas			Rugby	Greyhound Rugby Club	3 teams	PP223 Hereford City Sports Ground
			Senior males	Saturday 3pm Adults	3	
				Saturday 3pm 18 - 19 year olds	0	
			Training Tues/Thurs 7.15 - 8 pm	1 team		
			Rugby	Greyhound Rugby Club	1	as above
			Junior boys	U13 - U16 Sunday time varies		
				Training Wed 6.15 - 8 pm and Sunday 10.30		
			Rugby	Geyhound Rugby Club	0 teams	
			Minors	U7 - U12 Sunday 10.30 am		
				Training		
			Hockey	Hereford Hockey Club	1 team	PP153 Hereford Leisure Centre ATP or Whitecross PFI High School ATP PP103/99 or Bridge Street Leominster ATP PP168
			adult males	Adult seniors Saturday league	1	
				Mens veterens, vintage	2	
			Junior boys	U 13 boys	1	
			Hockey	Hereford Hockey Club	1 team	
			adult females	Adult seniors Saturday league	1	
			Junior girls	u13 Girls	1	
				u 16 Girls	1	
			Hockey	Herefordshire Junior County Hockey Club	1 team	don't know?
			Juniors	Juniors	1	
				time / day / training		
			Bowling	Bulmers	21 males	PP131 Cotswold Drive Bowling Green , off Kings
				public	6 female	
			Bowling	Castle Green	16 males	PP114 Castle Green Bowling Green
				public/mixed	9 female	

Herefordshire Football, Cricket, Rugby, Hockey, Bowling, Tennis Clubs, Teams and Venues						
Hereford Area		Questionnaire returned	Sport	Club/League/standard/times of play	Teams	Venue /Expanare Ref
WARD	PARISH					
Three Elms Alystone	Hereford City Belmont Rural		Bowling	Hereford Bowling Club	38 males	Bewell Street
				Private/Mixed	17 females	
Tupsley Central St Martins & Hinton			Bowling	St Martins Bowling Club	43 male	Behind Asda
				Private/Mixed	23 female	
Belmont St Nicholas			Tennis	Hereford Whitecross Tennis Club		
			Tennis	Three Counties Lawn Tennis Club		

**Protection of Playing Fields Audit Report**

Team County Name	Club Name	Club ID	Team Name	Team ID	Ground Name	Ground Address 1	Ground Address 2	Ground Town	Ground County	Ground Post Code	Ground Northing	Ground Easting	Local Authority	Day Plays On
Herefordshire FA	Addison Allstars F.C.	223579	First	11286966	Hereford Leisure Centre	Holmer		Hereford	Herefordshire		241550	350550	ounty of Herefordshi	Sunday
Herefordshire FA	Allstars F.C.	44331	First	10922785	Ledbury Rugby Club	Ross Road Playing Fields	Ross Road	Ledbury	Herefordshire		236089	368885	ounty of Herefordshi	Sunday
Herefordshire FA	Athletico Toros F.C.	227530	Cavaliers	11424816	Hereford Leisure Centre	Holmer		Hereford	Herefordshire		241550	350550	ounty of Herefordshi	Sunday
Herefordshire FA	Athletico Toros F.C.	227530	First	11352577	The Abbey Park	Belmont Abbey		Hereford		hr2 9sh	237799	347902	ounty of Herefordshi	Sunday
Herefordshire FA	Athletico Ledbury F.C.	147620	First	11019522	Ledbury Town	New Street		Ledbury	Herefordshire	HR8 2AE	237867	370912	ounty of Herefordshi	Sunday
Herefordshire FA	Barrels F.C.	110081	First	11089070	Gorsty Lane	Gorsty Lane		Hereford	Herefordshire	HR1 1UN	239428	353322	ounty of Herefordshi	Sunday
Herefordshire FA	Bartestree F.C.	44088	First	10922546	Bartestree And Lugwardine Playing Fields	Bartestree		Hereford	Herefordshire	HR1 4BU	241236	355949	ounty of Herefordshi	Saturday
Herefordshire FA	Bartestree F.C.	44088	Reserves	11050057	Bartestree And Lugwardine Playing Fields	Bartestree		Hereford	Herefordshire	HR1 4BU	241236	355949	ounty of Herefordshi	Saturday
Herefordshire FA	Bartestree F.C.	44088	U10	11410335	Bartestree And Lugwardine Playing Fields	Bartestree		Hereford	Herefordshire	HR1 4BU	241236	355949	ounty of Herefordshi	Saturday
Herefordshire FA	Bartestree F.C.	44088	U12	11410329	Bartestree And Lugwardine Playing Fields	Bartestree		Hereford	Herefordshire	HR1 4BU	241236	355949	ounty of Herefordshi	Saturday
Herefordshire FA	Bartestree F.C.	44088	U12 Juniors	11410326	Bartestree And Lugwardine Playing Fields	Bartestree		Hereford	Herefordshire	HR1 4BU	241236	355949	ounty of Herefordshi	Saturday
Herefordshire FA	Bartestree F.C.	44088	u13 Girls	11410332	Bartestree And Lugwardine Playing Fields	Bartestree		Hereford	Herefordshire	HR1 4BU	241236	355949	ounty of Herefordshi	Sunday
Herefordshire FA	Bartestree F.C.	44088	U13 Juniors	11410330	Bartestree And Lugwardine Playing Fields	Bartestree		Hereford	Herefordshire	HR1 4BU	241236	355949	ounty of Herefordshi	Sunday
Herefordshire FA	Bartestree F.C.	44088	U15 Girls	11410336	Bartestree And Lugwardine Playing Fields	Bartestree		Hereford	Herefordshire	HR1 4BU	241236	355949	ounty of Herefordshi	Sunday
Herefordshire FA	Bartestree F.C.	44088	U16	11410327	Bartestree And Lugwardine Playing Fields	Bartestree		Hereford	Herefordshire	HR1 4BU	241236	355949	ounty of Herefordshi	Sunday
Herefordshire FA	Bartestree F.C.	44088	U18	11444330	Bartestree And Lugwardine Playing Fields	Bartestree		Hereford	Herefordshire	HR1 4BU	241236	355949	ounty of Herefordshi	Wednesday
Herefordshire FA	Bartestree F.C.	44088	U9	11410333	Bartestree And Lugwardine Playing Fields	Bartestree		Hereford	Herefordshire	HR1 4BU	241236	355949	ounty of Herefordshi	Saturday
Herefordshire FA	Bell F.C.	44315	First	10922770	Briarwood Stadium	Bridge Street		Leominster	Herefordshire	HR6 8EA	259813	349280	ounty of Herefordshi	Sunday
Herefordshire FA	Belmont F.C.	43898	U15	11434367	Newton Farm	Marcle Walk	Newton Farm	Hereford	Herefordshire	HR2 7RQ	239397	350880	ounty of Herefordshi	Sunday
Herefordshire FA	Bromyard Colts F.C.	140691	First	10948917	Stourport Road		Stourport Road	Bromyard	Herefordshire	HR7 4SR	253343	362520	ounty of Herefordshi	Sunday
Herefordshire FA	Bromyard F.C.	44253	First	11411818	Stourport Road		Stourport Road	Bromyard	Herefordshire	HR7 4SR	253343	362520	ounty of Herefordshi	Saturday
Herefordshire FA	Bromyard F.C.	44253	U10	11411803	Stourport Road		Stourport Road	Bromyard	Herefordshire	HR7 4SR	253343	362520	ounty of Herefordshi	Saturday
Herefordshire FA	Bromyard F.C.	44253	U10 Colts	11370201	Stourport Road		Stourport Road	Bromyard	Herefordshire	HR7 4SR	253343	362520	ounty of Herefordshi	Saturday
Herefordshire FA	Bromyard F.C.	44253	U11	11455323	Stourport Road		Stourport Road	Bromyard	Herefordshire	HR7 4SR	253343	362520	ounty of Herefordshi	
Herefordshire FA	Bromyard F.C.	44253	U12	11370185	Stourport Road		Stourport Road	Bromyard	Herefordshire	HR7 4SR	253343	362520	ounty of Herefordshi	Sunday
Herefordshire FA	Bromyard F.C.	44253	U13	11370178	Stourport Road		Stourport Road	Bromyard	Herefordshire	HR7 4SR	253343	362520	ounty of Herefordshi	Sunday
Herefordshire FA	Bromyard F.C.	44253	U14	11411805	Stourport Road		Stourport Road	Bromyard	Herefordshire	HR7 4SR	253343	362520	ounty of Herefordshi	Sunday
Herefordshire FA	Bromyard F.C.	44253	U16	11411816	Stourport Road		Stourport Road	Bromyard	Herefordshire	HR7 4SR	253343	362520	ounty of Herefordshi	Sunday
Herefordshire FA	Bromyard F.C.	44253	U8	11370211	Stourport Road		Stourport Road	Bromyard	Herefordshire	HR7 4SR	253343	362520	ounty of Herefordshi	Saturday
Herefordshire FA	Bromyard F.C.	44253	U9	11370208	Stourport Road		Stourport Road	Bromyard	Herefordshire	HR7 4SR	253343	362520	ounty of Herefordshi	Saturday
Herefordshire FA	Bromyard Town F.C.	43852	First	10922310	Delahay Meadow	Stourport Road		Bromyard	Herefordshire	HR7 4NT	255019	366079	ounty of Herefordshi	Saturday
Herefordshire FA	Bromyard Town F.C.	43852	U18	11063205	Stourport Road		Stourport Road	Bromyard	Herefordshire	HR7 4SR	253343	362520	ounty of Herefordshi	Monday
Herefordshire FA	Burghill F.C.	43854	First	10922312	Burghill Playing Field	Redstone	Burghill	Hereford	Herefordshire	HR7 4HR	244500	347500	ounty of Herefordshi	Saturday
Herefordshire FA	Burghill Rangers F.C.	223628	First	11288230	Burghill FC	The Coppice	Burghill	Hereford	Herefordshire	hr4 8lq	245936	346671	ounty of Herefordshi	Sunday
Herefordshire FA	Casuals F.C.	43951	First	10922409	Bishops Frome Sports Ground	Bishops Frome		Bishops Frome	Worcestershire	WR6 5DB	248374	365961	ounty of Herefordshi	Sunday
Herefordshire FA	Civil Service F.C.	43855	First	10922313	Gorsty Lane	Gorsty Lane		Hereford	Herefordshire	HR1 1UN	239428	353322	ounty of Herefordshi	Saturday
Herefordshire FA	Colwall St James F.C.	43914	First	10922372	Colwall Football pitch	Walwyn Road	Colwall	Colwall	Worcestershire	WR13	214816	374980	ounty of Herefordshi	Sunday
Herefordshire FA	Cradley Sports Club F.C.	146525	U10	11411332	Bishops Frome Sports Ground	Bishops Frome		Bishops Frome	Worcestershire	WR6 5DB	248374	365961	ounty of Herefordshi	Saturday
Herefordshire FA	Cradley Sports Club F.C.	146525	U16	11411330	Cradley C E Primary School	Cradley		Cradley	Herefordshire	WR13 5LL	247100	373433	ounty of Herefordshi	Sunday
Herefordshire FA	Cradley Sports Club F.C.	146525	U8	11387272	Cradley C E Primary School	Cradley		Cradley	Herefordshire	WR13 5LL	247100	373433	ounty of Herefordshi	Saturday
Herefordshire FA	Cradley Sports Club F.C.	146525	U9	11387273	Cradley C E Primary School	Cradley		Cradley	Herefordshire	WR13 5LL	247100	373433	ounty of Herefordshi	Saturday
Herefordshire FA	Credenhill Juniors F.C.	44070	Credenhill Toros	11404530	Roman Park, Credenhill	Station Road	Credenhill	Hereford	Herefordshire		0	0	ounty of Herefordshi	Saturday
Herefordshire FA	Credenhill Juniors F.C.	44070	U10	11404529	Roman Park, Credenhill	Station Road	Credenhill	Hereford	Herefordshire		243516	345064	ounty of Herefordshi	Saturday
Herefordshire FA	Credenhill Juniors F.C.	44070	U12	11417095	St Mary's CofE Primary School	Credenhill		Hereford	Herefordshire	HR4 7DW	243460	345054	ounty of Herefordshi	Sunday
Herefordshire FA	Dore Valley F.C.	141633	First	10962127	Seven Site		Kingstone	Hereford	Herefordshire	HR2 9EW	236008	342703	ounty of Herefordshi	Saturday
Herefordshire FA	Eardisley Werewolves F.C.	226774	U12	11405704	Spear Marsh Common			Almeley	Herefordshire	HR3 6LH	251556	333479	ounty of Herefordshi	Sunday
Herefordshire FA	Eardisley Werewolves F.C.	226774	U8	11405700	Spear Marsh Common			Almeley	Herefordshire	HR3 6LH	251556	333479	ounty of Herefordshi	Saturday
Herefordshire FA	Ewyas Harold F.C.	43860	First	10922318	Ewyas Harold Recreation Ground	Ewyas Harold		Hereford	Herefordshire	HR2 0EY	228716	338793	ounty of Herefordshi	Saturday
Herefordshire FA	Ewyas Harold F.C.	43860	Reserves	11052402	Recreation Ground	Ewyas Harold		Hereford	Herefordshire		239800	350600	ounty of Herefordshi	Saturday
Herefordshire FA	Ewyas Harold F.C.	43860	U15	11426013	Ewyas Harold Recreation Ground	Ewyas Harold		Hereford	Herefordshire	HR2 0EY	228716	338793	ounty of Herefordshi	Sunday
Herefordshire FA	Fownhope F.C.	43861	First	10922319	Fownhope Recreation Field	Capler Lane	Fawnhope	Hereford	Herefordshire	HR1 4PJ	233838	358240	ounty of Herefordshi	Saturday
Herefordshire FA	Fownhope F.C.	43861	Reserves	11050015	Fownhope Recreation Field	Capler Lane	Fawnhope	Hereford	Herefordshire	HR1 4PJ	233838	358240	ounty of Herefordshi	Saturday
Herefordshire FA	Fownhope F.C.	43861	U18	11425775	Fownhope Recreation Field	Capler Lane	Fawnhope	Hereford	Herefordshire	HR1 4PJ	233838	358240	ounty of Herefordshi	Wednesday
Herefordshire FA	Fownhope F.C.	43861	U9	11425773	Fownhope Recreation Field	Capler Lane	Fawnhope	Hereford	Herefordshire	HR1 4PJ	233838	358240	ounty of Herefordshi	Sunday
Herefordshire FA	Fownhope Junior Dynamos Youth F.C.	44101	U10 Lightning	11435093	Victoria Park	Victoria Park		Hereford	Herefordshire		244650	346350	ounty of Herefordshi	Saturday
Herefordshire FA	Fownhope Junior Dynamos Youth F.C.	44101	U10 Thunder	11435100	Victoria Park	Capler Lane	Fawnhope	Hereford	Herefordshire	HR1 4PJ	233838	358240	ounty of Herefordshi	Saturday
Herefordshire FA	Fownhope Junior Dynamos Youth F.C.	44101	U14	11435070	Fownhope Recreation Field	Capler Lane	Fawnhope	Hereford	Herefordshire	HR1 4PJ	233838	358240	ounty of Herefordshi	Sunday

Herefordshire FA	Golden Valley Juniors F.C.	44133	U11	11432718	Seven Site	Seve Site	Kingstone	Hereford	Herefordshire		0	0	ounty of Herefordshi	Saturday
Herefordshire FA	Golden Valley Juniors F.C.	44133	U12	11455351	Seven Site	Seve Site	Kingstone	Hereford	Herefordshire		0	0	ounty of Herefordshi	Sunday
Herefordshire FA	Golden Valley Juniors F.C.	44133	U13	11432713	Seven Site	Seve Site	Kingstone	Hereford	Herefordshire		0	0	ounty of Herefordshi	Saturday
Herefordshire FA	Golden Valley Juniors F.C.	44133	U14	11432709	Seven Site	Seve Site	Kingstone	Hereford	Herefordshire		0	0	ounty of Herefordshi	Sunday
Herefordshire FA	Golden Valley Juniors F.C.	44133	U16	11432722	Seven Site	Seve Site	Kingstone	Hereford	Herefordshire		0	0	ounty of Herefordshi	Sunday
Herefordshire FA	Goldvale F.C.	219669	First	11232935	King George V Playing Fields	St Martins		Hereford		HR2 7RQ	239397	350880	ounty of Herefordshi	Sunday
Herefordshire FA	Gorsley Village F.C.	214301	Skills	11461531	Gorsley Goffs Primary School	Gorsley		Ross-on-Wye	Herefordshire	HR9 7SE	226012	367213	ounty of Herefordshi	Saturday
Herefordshire FA	Gorsley Village F.C.	214301	U11	11422841	Gorsley Goffs Primary School	Gorsley		Ross-on-Wye	Herefordshire	HR9 7SE	226012	367213	ounty of Herefordshi	Sunday
Herefordshire FA	Gorsley Village F.C.	214301	U13	11461528	Gorsley Goffs Primary School	Gorsley		Ross-on-Wye	Herefordshire	HR9 7SE	226012	367213	ounty of Herefordshi	Saturday
Herefordshire FA	Greyhound City Sports Youth F.C.	110034	U14	11442218	Hereford City Sports Club	Grandstand Road		Hereford	Herefordshire		241250	350150	ounty of Herefordshi	Saturday
Herefordshire FA	HCT F.C.	231070	First	11414080	Wellington Playing Field	Wellington		Hereford	Herefordshire	HR4 8AZ	248214	349611	ounty of Herefordshi	Monday
Herefordshire FA	Heart of Oak FC	146518	First	11001961	Hereford Leisure Centre	Holmer Road		Hereford	Herefordshire	HR4 9UD	241505	350554	ounty of Herefordshi	Sunday
Herefordshire FA	Hearts F.C.	223570	First	11286445	Hereford Leisure Centre	Holmer Road		Hereford	Herefordshire	HR4 9UD	241505	350554	ounty of Herefordshi	Sunday
Herefordshire FA	Hereford City FC	219066	First	11221089	Gorsty Lane	Gorsty Lane		Hereford	Herefordshire	HR1 1UN	239428	353322	ounty of Herefordshi	Saturday
Herefordshire FA	Hereford City Sports F.C.	215491	U8	11260980	Hereford City Sports Club	Grandstand Road		Hereford	Herefordshire		241250	350150	ounty of Herefordshi	Saturday
Herefordshire FA	Hereford City Sports F.C.	215491	u9	11362777	Hereford City Sports Club	Grandstand Road		Hereford	Herefordshire		241250	350150	ounty of Herefordshi	Saturday
Herefordshire FA	Hereford Girls FC	209323	U13	11436929	Gorsty Lane	Gorsty Lane		Hereford	Herefordshire	HR1 1UN	239428	353322	ounty of Herefordshi	Sunday
Herefordshire FA	Hereford Girls FC	209323	U15	11436923	Gorsty Lane	Gorsty Lane		Hereford	Herefordshire	HR1 1UN	239428	353322	ounty of Herefordshi	Sunday
Herefordshire FA	Hereford Lads Club F.C.	43909	First	10922367	Hereford Leisure Centre	Holmer Road		Hereford	Herefordshire	HR4 9UD	241505	350554	ounty of Herefordshi	Saturday
Herefordshire FA	Hereford Lads Club F.C.	43909	Reserves	11125212	Widemarsh Common	Holmer Road		Hereford	Herefordshire	HR4 9UD	241505	350554	ounty of Herefordshi	Saturday
Herefordshire FA	Hereford Lads Club Youth F.C.	44225	U10 Colts	11434094	HFA County Ground	Widemarsh common		Hereford	Herefordshire	HR4 9NA	240893	350611	ounty of Herefordshi	Saturday
Herefordshire FA	Hereford Lads Club Youth F.C.	44225	U10 terriers	11434098	HFA County Ground	Widemarsh common		Hereford	Herefordshire	HR4 9NA	240893	350611	ounty of Herefordshi	Saturday
Herefordshire FA	Hereford Lads Club Youth F.C.	44225	U10 Warriors	11434101	HFA County Ground	Widemarsh common		Hereford	Herefordshire	HR4 9NA	240893	350611	ounty of Herefordshi	Saturday
Herefordshire FA	Hereford Lads Club Youth F.C.	44225	U11 Bells	11434137	HFA County Ground	Widemarsh common		Hereford	Herefordshire	HR4 9NA	240893	350611	ounty of Herefordshi	Sunday
Herefordshire FA	Hereford Lads Club Youth F.C.	44225	U11 Tigers	11441766	HFA County Ground	Widemarsh common		Hereford	Herefordshire	HR4 9NA	240893	350611	ounty of Herefordshi	Sunday
Herefordshire FA	Hereford Lads Club Youth F.C.	44225	U11 Vixens	11434141	HFA County Ground	Widemarsh common		Hereford	Herefordshire	HR4 9NA	240893	350611	ounty of Herefordshi	Sunday
Herefordshire FA	Hereford Lads Club Youth F.C.	44225	U12 Bulls	11434115	King George V Playing Fields	St Martins		Hereford		HR2 7RQ	239397	350880	ounty of Herefordshi	Sunday
Herefordshire FA	Hereford Lads Club Youth F.C.	44225	U13	11434118	HFA County Ground	Widemarsh common		Hereford	Herefordshire	HR4 9NA	240893	350611	ounty of Herefordshi	Sunday
Herefordshire FA	Hereford Lads Club Youth F.C.	44225	U13 Vixens	11434146	HFA County Ground	Widemarsh common		Hereford	Herefordshire	HR4 9NA	240893	350611	ounty of Herefordshi	Sunday
Herefordshire FA	Hereford Lads Club Youth F.C.	44225	U14	11434122	HFA County Ground	Widemarsh common		Hereford	Herefordshire	HR4 9NA	240893	350611	ounty of Herefordshi	Sunday
Herefordshire FA	Hereford Lads Club Youth F.C.	44225	U17 Tigers	11434153	HFA County Ground	Widemarsh common		Hereford	Herefordshire	HR4 9NA	240893	350611	ounty of Herefordshi	Sunday
Herefordshire FA	Hereford Lads Club Youth F.C.	44225	U18	11434124	Hereford Leisure Centre	Holmer Road		Hereford	Herefordshire	HR4 9UD	241505	350554	ounty of Herefordshi	Thursday
Herefordshire FA	Hereford Lads Club Youth F.C.	44225	U8 Gullers	11434078	HFA County Ground	Widemarsh common		Hereford	Herefordshire	HR4 9NA	240893	350611	ounty of Herefordshi	Saturday
Herefordshire FA	Hereford Lads Club Youth F.C.	44225	U8 Merlins	11434083	HFA County Ground	Widemarsh common		Hereford	Herefordshire	HR4 9NA	240893	350611	ounty of Herefordshi	Saturday
Herefordshire FA	Hereford Lads Club Youth F.C.	44225	U8 scorpions	11434079	HFA County Ground	Widemarsh common		Hereford	Herefordshire	HR4 9NA	240893	350611	ounty of Herefordshi	Saturday
Herefordshire FA	Hereford Lads Club Youth F.C.	44225	U9 Cheetas	11434086	HFA County Ground	Widemarsh common		Hereford	Herefordshire	HR4 9NA	240893	350611	ounty of Herefordshi	Saturday
Herefordshire FA	Hereford Lads Club Youth F.C.	44225	U9 Pumas	11434134	HFA County Ground	Widemarsh common		Hereford	Herefordshire	HR4 9NA	240893	350611	ounty of Herefordshi	Sunday
Herefordshire FA	Hereford Lads Club Youth F.C.	44225	U9 Rangers	11434090	HFA County Ground	Widemarsh common		Hereford	Herefordshire	HR4 9NA	240893	350611	ounty of Herefordshi	Saturday
Herefordshire FA	Hereford Lads Club Youth F.C.	44225	U9 Tigers	11434128	HFA County Ground	Widemarsh common		Hereford	Herefordshire	HR4 9NA	240893	350611	ounty of Herefordshi	Sunday
Herefordshire FA	Hereford Pegasus Ladies F.C.	43996	Ladies First	10922454	Pegasus FC	Old School Lane		Hereford	Herefordshire	HR1 1EX	241794	351269	ounty of Herefordshi	Sunday
Herefordshire FA	Hereford Pegasus Ladies F.C.	43996	Reserves	11367536	Pegasus FC	Old School Lane		Hereford	Herefordshire	HR1 1EX	241794	351269	ounty of Herefordshi	Sunday
Herefordshire FA	Hereford Redstars F.C.	232729	U8	11450140	Hereford Sixth Form College	Folly Lane		Hereford	Herefordshire	HR1 1LU	240699	352212	ounty of Herefordshi	Saturday
Herefordshire FA	Herefordshire Mind FC	210484	Open Aged	11327100	Hereford Leisure Centre	Holmer		Hereford	Herefordshire		241550	350550	ounty of Herefordshi	Sunday
Herefordshire FA	Herefordshire Mind FC	210484	Open Aged2	11327101	Hereford Leisure Centre	Holmer		Hereford	Herefordshire		241550	350550	ounty of Herefordshi	Sunday
Herefordshire FA	Hereford United FC	43954	Adult disability	11344776	Hereford United FC	Edgar Street Athletic Ground	Edgar Street	HEREFORD	Herefordshire	HR4 9JU	240460	350930	ounty of Herefordshi	Saturday
Herefordshire FA	Hereford United FC	43954	Disability	11392146	Hereford United FC	Edgar Street Athletic Ground	Edgar Street	HEREFORD	Herefordshire	HR4 9JU	240460	350930	ounty of Herefordshi	Saturday
Herefordshire FA	Hereford United FC	43954	First	10922412	Hereford United FC	Edgar Street Athletic Ground	Edgar Street	HEREFORD	Herefordshire	HR4 9JU	240460	350930	ounty of Herefordshi	Saturday
Herefordshire FA	Hereford United FC	43954	U10	11344771	Hereford United FC	Edgar Street Athletic Ground	Edgar Street	HEREFORD	Herefordshire	HR4 9JU	240460	350930	ounty of Herefordshi	Saturday
Herefordshire FA	Hereford United FC	43954	U11	11344767	Hereford United FC	Edgar Street Athletic Ground	Edgar Street	HEREFORD	Herefordshire	HR4 9JU	240460	350930	ounty of Herefordshi	Saturday
Herefordshire FA	Hereford United FC	43954	U13	11404815	Hereford United FC	Edgar Street Athletic Ground	Edgar Street	HEREFORD	Herefordshire	HR4 9JU	240460	350930	ounty of Herefordshi	Saturday
Herefordshire FA	Hereford United FC	43954	U14	11344718	Hereford United FC	Edgar Street Athletic Ground	Edgar Street	HEREFORD	Herefordshire	HR4 9JU	240460	350930	ounty of Herefordshi	Saturday
Herefordshire FA	Hereford United FC	43954	U16	11344715	Hereford United FC	Edgar Street Athletic Ground	Edgar Street	HEREFORD	Herefordshire	HR4 9JU	240460	350930	ounty of Herefordshi	Saturday
Herefordshire FA	Hereford United FC	43954	U18	11049834	Hereford United FC	Edgar Street Athletic Ground	Edgar Street	HEREFORD	Herefordshire	HR4 9JU	240460	350930	ounty of Herefordshi	Wednesday
Herefordshire FA	Hereford United FC	43954	U9	11344774	Hereford United FC	Edgar Street Athletic Ground	Edgar Street	HEREFORD	Herefordshire	HR4 9JU	240460	350930	ounty of Herefordshi	Saturday
Herefordshire FA	HFA County Team F.C.	44160	U16	11253103	Delahay Meadow	Stourport Road		Bromyard	Herefordshire	HR7 4NT	255019	366079	ounty of Herefordshi	Sunday
Herefordshire FA	HFA County Team F.C.	44160	U18	10907848	Pegasus FC	Old School Lane		Hereford	Herefordshire	HR1 1EX	241794	351269	ounty of Herefordshi	Sunday
Herefordshire FA	HFA Girls PDC F.C.	226752	U11	11394131	Haywood High School	Stanberrow Road		Grafton	Herefordshire	HR2 7NG	237991	350132	ounty of Herefordshi	Friday
Herefordshire FA	HFA Girls PDC F.C.	226752	U13	11394132	Haywood High School	Stanberrow Road		Grafton	Herefordshire	HR2 7NG	237991	350132	ounty of Herefordshi	Friday
Herefordshire FA	HFA Girls PDC F.C.	226752	U15	11394133	Haywood High School	Stanberrow Road		Grafton	Herefordshire	HR2 7NG	237991	350132	ounty of Herefordshi	Friday
Herefordshire FA	HFA Girls PDC F.C.	226752	U17	11394130	Haywood High School	Stanberrow Road		Grafton	Herefordshire	HR2 7NG	237991	350132	ounty of Herefordshi	Friday

Herefordshire FA	HFA Girls PDC F.C.	226752	U9	11450173	Haywood High School	Stanberrow Road		Grafton	Herefordshire	HR2 7NG	237991	350132	ounty of Herefordshi	Friday	
Herefordshire FA	Hinton F.C.	43866	First	10922324	Broomy Hill	Football Pitch	Broomy Hill	Hereford	Herefordshire		0	0	ounty of Herefordshi	Saturday	
Herefordshire FA	Hinton F.C.	43866	Reserves	11123512	Broomy Hill	Football Pitch	Broomy Hill	Hereford	Herefordshire		0	0	ounty of Herefordshi	Saturday	
Herefordshire FA	Hinton U18 F.C.	140779	U18	11123533	Broomy Hill	Football Pitch	Broomy Hill	Hereford	Herefordshire		0	0	ounty of Herefordshi	Wednesday	
Herefordshire FA	Hinton Youth F.C.	140778	U12	11420399	Broomy Hill	Football Pitch	Broomy Hill	Hereford	Herefordshire		239500	349500	ounty of Herefordshi	Saturday	
Herefordshire FA	Hinton Youth F.C.	140778	U13	11453475	Broomy Hill	Football Pitch	Broomy Hill	Hereford	Herefordshire		239500	349500	ounty of Herefordshi	Saturday	
Herefordshire FA	Hinton Youth F.C.	140778	U13 colts	11420396	Broomy Hill	Football Pitch	Broomy Hill	Hereford	Herefordshire		239500	349500	ounty of Herefordshi	Saturday	
Herefordshire FA	Hinton Youth F.C.	140778	U14	11342395	Broomy Hill	Football Pitch	Broomy Hill	Hereford	Herefordshire		239500	349500	ounty of Herefordshi	Sunday	
Herefordshire FA	Hinton Youth F.C.	140778	U14 Colts	11420395	Broomy Hill	Football Pitch	Broomy Hill	Hereford	Herefordshire		239500	349500	ounty of Herefordshi	Sunday	
Herefordshire FA	Hinton Youth F.C.	140778	U15	11455329	Broomy Hill	Football Pitch	Broomy Hill	Hereford	Herefordshire		239500	349500	ounty of Herefordshi	Saturday	
Herefordshire FA	Hinton Youth F.C.	140778	U16	11420392	Broomy Hill	Football Pitch	Broomy Hill	Hereford	Herefordshire		239500	349500	ounty of Herefordshi	Sunday	
Herefordshire FA	Holme Lacy F.C.	43867	First	10922325	Holme Lacy Playing Field	Holme Lacy		Hereford	Herefordshire	HR2	235621	355573	ounty of Herefordshi	Saturday	
Herefordshire FA	Holme Lacy F.C.	43867	Reserves	11050047	Holme Lacy Playing Field	Holme Lacy		Hereford	Herefordshire	HR2	235621	355573	ounty of Herefordshi	Saturday	
Herefordshire FA	Holmer Athletic F.C.	44255	First	10922710	Widemarsh Common	Widemarsh Common		Hereford	Herefordshire	hr4 9na	240893	350611	ounty of Herefordshi	Sunday	
Herefordshire FA	Hop Pole F.C.	227134	First	11341662	Bridge Street			Leominster		HR6 8EA	259813	349280	ounty of Herefordshi	Sunday	
Herefordshire FA	HWX United F.C.	44318	First	10922773	King George V Playing Fields	St Martins		Hereford		HR2 7RQ	239397	350880	ounty of Herefordshi	Sunday	
Herefordshire FA	Kimbolton Junior FC	146149	U10	11338577	Earl Mortimer Sports College	Leominster		Leominster	Herefordshire	HR6 8JJ	258443	349673	ounty of Herefordshi	Saturday	
Herefordshire FA	Kingspan F.C.	227321	First	11346030	Shobdon Airfield	Shobdon		Leominster	Hereford	Herefordshire	HR6 9NT	261844	339690	ounty of Herefordshi	Sunday
Herefordshire FA	Kingstone Harriers F.C.	219500	First	11229519	Kingstone High School	Kingstone		Hereford	Herefordshire	HR2 9HJ	236102	342009	ounty of Herefordshi	Saturday	
Herefordshire FA	Kingstone Rovers F.C.	43900	First	10922358	Seven Site		Kingstone	Hereford	Herefordshire	HR2 9EW	236008	342703	ounty of Herefordshi	Saturday	
Herefordshire FA	Kington Town F.C.	43894	First	10922352	Kington Town FC	Mill Street		Kington	Herefordshire	HR5 3AL	256540	329467	ounty of Herefordshi	Saturday	
Herefordshire FA	Kington Town F.C.	43894	Reserves	11054334	Kington Town FC	Mill Street		Kington	Herefordshire	HR5 3AL	256540	329467	ounty of Herefordshi	Saturday	
Herefordshire FA	Kington Town Youth F.C.	44107	U10	11410651	Kington Town FC	Mill Street		Kington	Herefordshire	HR5 3AL	256540	329467	ounty of Herefordshi	Saturday	
Herefordshire FA	Kington Town Youth F.C.	44107	U12	11410645	Kington Town FC	Mill Street		Kington	Herefordshire	HR5 3AL	256540	329467	ounty of Herefordshi	Saturday	
Herefordshire FA	Kington Town Youth F.C.	44107	U13	11410653	Kington Town FC	Mill Street		Kington	Herefordshire	HR5 3AL	256540	329467	ounty of Herefordshi	Sunday	
Herefordshire FA	Kington Town Youth F.C.	44107	U15	11410648	Kington Town FC	Mill Street		Kington	Herefordshire	HR5 3AL	256540	329467	ounty of Herefordshi	Sunday	
Herefordshire FA	Kington Town Youth F.C.	44107	U16	11410646	Kington Town FC	Mill Street		Kington	Herefordshire	HR5 3AL	256540	329467	ounty of Herefordshi	Sunday	
Herefordshire FA	Kington Town Youth F.C.	44107	U8	11410655	Kington Town FC	Mill Street		Kington	Herefordshire	HR5 3AL	256540	329467	ounty of Herefordshi	Saturday	
Herefordshire FA	Lads Club (SUNDAY) F.C.	43908	First	11411141	Hereford Leisure Centre	Holmer		Hereford	Herefordshire		241550	350550	ounty of Herefordshi	Sunday	
Herefordshire FA	La Mano De Dios 86 F.C.	209753	First	11138971	Ledbury Town	New Street		Ledbury	Herefordshire	HR8 2AE	237867	370912	ounty of Herefordshi	Sunday	
Herefordshire FA	LC Galaxy FC	226612	u9	11455330	Hereford Leisure Centre	Holmer		Hereford	Herefordshire		241550	350550	ounty of Herefordshi	Saturday	
Herefordshire FA	Ledbury Swifts FC	146214	U10	11440172	Ledbury Rugby Club	Ross Road Playing Fields	Ross Road	Ledbury	Herefordshire		0	0	ounty of Herefordshi	Saturday	
Herefordshire FA	Ledbury Swifts FC	146214	U11	11440176	Ledbury Rugby Club	Ross Road Playing Fields	Ross Road	Ledbury	Herefordshire		0	0	ounty of Herefordshi	Saturday	
Herefordshire FA	Ledbury Swifts FC	146214	U11	11440194	Ledbury Rugby Club	Ross Road Playing Fields	Ross Road	Ledbury	Herefordshire		0	0	ounty of Herefordshi	Sunday	
Herefordshire FA	Ledbury Swifts FC	146214	U12 Rovers	11440179	Ledbury Rugby Club	Ross Road Playing Fields	Ross Road	Ledbury	Herefordshire		0	0	ounty of Herefordshi	Sunday	
Herefordshire FA	Ledbury Swifts FC	146214	U12 United	11440180	Ledbury Rugby Club	Ross Road Playing Fields	Ross Road	Ledbury	Herefordshire		0	0	ounty of Herefordshi	Sunday	
Herefordshire FA	Ledbury Swifts FC	146214	U13	11440196	Ledbury Rugby Club	Ross Road Playing Fields	Ross Road	Ledbury	Herefordshire		0	0	ounty of Herefordshi	Sunday	
Herefordshire FA	Ledbury Swifts FC	146214	U13 Athletic	11440183	Ledbury Rugby Club	Ross Road Playing Fields	Ross Road	Ledbury	Herefordshire		0	0	ounty of Herefordshi	Sunday	
Herefordshire FA	Ledbury Swifts FC	146214	U14 Rovers	11440184	Ledbury Rugby Club	Ross Road Playing Fields	Ross Road	Ledbury	Herefordshire		0	0	ounty of Herefordshi	Sunday	
Herefordshire FA	Ledbury Swifts FC	146214	U15 Rovers	11440189	Ledbury Rugby Club	Ross Road Playing Fields	Ross Road	Ledbury	Herefordshire		0	0	ounty of Herefordshi	Sunday	
Herefordshire FA	Ledbury Swifts FC	146214	U15 Wanderes	11440187	Ledbury Rugby Club	Ross Road Playing Fields	Ross Road	Ledbury	Herefordshire		0	0	ounty of Herefordshi	Sunday	
Herefordshire FA	Ledbury Swifts FC	146214	U16 Athletic	11440191	Ledbury Rugby Club	Ross Road Playing Fields	Ross Road	Ledbury	Herefordshire		0	0	ounty of Herefordshi	Sunday	
Herefordshire FA	Ledbury Swifts FC	146214	U17	11440201	Ledbury Rugby Club	Ross Road Playing Fields	Ross Road	Ledbury	Herefordshire		0	0	ounty of Herefordshi	Sunday	
Herefordshire FA	Ledbury Swifts FC	146214	U8	11440152	Ledbury Rugby Club	Ross Road Playing Fields	Ross Road	Ledbury	Herefordshire		0	0	ounty of Herefordshi	Saturday	
Herefordshire FA	Ledbury Swifts FC	146214	U9 athletic	11440165	Ledbury Rugby Club	Ross Road Playing Fields	Ross Road	Ledbury	Herefordshire		0	0	ounty of Herefordshi	Saturday	
Herefordshire FA	Ledbury Swifts FC	146214	U9 United	11440155	Ledbury Rugby Club	Ross Road Playing Fields	Ross Road	Ledbury	Herefordshire		0	0	ounty of Herefordshi	Saturday	
Herefordshire FA	Ledbury Town F.C.	43870	1st	11230105	Ledbury Town	New Street		Ledbury	Herefordshire	HR8 2AE	237867	370912	ounty of Herefordshi	Saturday	
Herefordshire FA	Ledbury Town F.C.	43870	Reserves	11064677	Ledbury Town	New Street		Ledbury	Herefordshire	HR8 2AE	237867	370912	ounty of Herefordshi	Saturday	
Herefordshire FA	Ledbury Town F.C.	43870	U18	11430894	Ledbury Town	New Street		Ledbury	Herefordshire	HR8 2AE	237867	370912	ounty of Herefordshi	Thursday	
Herefordshire FA	Ledbury Town F.C.	43870	Veterans	11457626	Ledbury Town	New Street		Ledbury	Herefordshire	HR8 2AE	237867	370912	ounty of Herefordshi	Sunday	
Herefordshire FA	Ledbury Town F.C.	43870	Women's	11369281	Ledbury Town	New Street		Ledbury	Herefordshire	HR8 2AE	237867	370912	ounty of Herefordshi	Sunday	
Herefordshire FA	Leintwardine Colts F.C.	43871	First	10922329	Leintwardine FC	Paytoe Lane		Leintwardine	Herefordshire	SY7	272600	341000	ounty of Herefordshi	Saturday	
Herefordshire FA	Leintwardine School Sports Club F.C.	140832	U11	11303653	Leintwardine Primary School	Leintwardine		Hereford	Herefordshire	SY7 0LB	274064	340411	ounty of Herefordshi	Saturday	
Herefordshire FA	Leominster Minors F.C.	146568	U10	11412659	Briarwood Stadium	Bridge Street		Leominster	Herefordshire	HR6 8EA	259813	349280	ounty of Herefordshi	Saturday	
Herefordshire FA	Leominster Minors F.C.	146568	U11	11412636	Briarwood Stadium	Bridge Street		Leominster	Herefordshire	HR6 8EA	259813	349280	ounty of Herefordshi	Saturday	
Herefordshire FA	Leominster Minors F.C.	146568	U11 Girls	11412652	Briarwood Stadium	Bridge Street		Leominster	Herefordshire	HR6 8EA	259813	349280	ounty of Herefordshi	Sunday	
Herefordshire FA	Leominster Minors F.C.	146568	U13	11412632	Briarwood Stadium	Bridge Street		Leominster	Herefordshire	HR6 8EA	259813	349280	ounty of Herefordshi	Sunday	
Herefordshire FA	Leominster Minors F.C.	146568	u13 Colts	11412657	Briarwood Stadium	Bridge Street		Leominster	Herefordshire	HR6 8EA	259813	349280	ounty of Herefordshi	Sunday	
Herefordshire FA	Leominster Minors F.C.	146568	U13 girls	11412654	Briarwood Stadium	Bridge Street		Leominster	Herefordshire	HR6 8EA	259813	349280	ounty of Herefordshi	Sunday	
Herefordshire FA	Leominster Minors F.C.	146568	U14	11412629	Briarwood Stadium	Bridge Street		Leominster	Herefordshire	HR6 8EA	259813	349280	ounty of Herefordshi	Saturday	

Herefordshire FA	Leominster Minors F.C.	146568	U14 Colts	11412637	Briarwood Stadium	Bridge Street		Leominster	Herefordshire	HR6 8EA	259813	349280	ounty of Herefordshi	Sunday
Herefordshire FA	Leominster Minors F.C.	146568	U15	11412628	Briarwood Stadium	Bridge Street		Leominster	Herefordshire	HR6 8EA	259813	349280	ounty of Herefordshi	Sunday
Herefordshire FA	Leominster Minors F.C.	146568	U15 Girls	11412626	Briarwood Stadium	Bridge Street		Leominster	Herefordshire	HR6 8EA	259813	349280	ounty of Herefordshi	Sunday
Herefordshire FA	Leominster Minors F.C.	146568	U16	11412640	Briarwood Stadium	Bridge Street		Leominster	Herefordshire	HR6 8EA	259813	349280	ounty of Herefordshi	Sunday
Herefordshire FA	Leominster Minors F.C.	146568	U18	11003167	Briarwood Stadium	Bridge Street		Leominster	Herefordshire	HR6 8EA	259813	349280	ounty of Herefordshi	Tuesday
Herefordshire FA	Leominster Minors F.C.	146568	U8	11412663	Briarwood Stadium	Bridge Street		Leominster	Herefordshire	HR6 8EA	259813	349280	ounty of Herefordshi	Saturday
Herefordshire FA	Leominster Minors F.C.	146568	U9	11412653	Briarwood Stadium	Bridge Street		Leominster	Herefordshire	HR6 8EA	259813	349280	ounty of Herefordshi	Saturday
Herefordshire FA	Leominster Town F.C.	43872	Colts	11309014	Briarwood Stadium	Bridge Street		Leominster	Herefordshire	HR6 8EA	259813	349280	ounty of Herefordshi	Saturday
Herefordshire FA	Leominster Town F.C.	43872	First	10922330	Briarwood Stadium	Bridge Street		Leominster	Herefordshire	HR6 8EA	259813	349280	ounty of Herefordshi	Saturday
Herefordshire FA	Lichfield Vaults F.C.	227419	First	11348581	The Common	Widemarsh Common		Hereford	Herefordshire	hr4 9na	240893	350611	ounty of Herefordshi	Sunday
Herefordshire FA	Llandrindod Wells U18 F.C.	44320	First	10972636	Broadway	Lant Avenue		Llandrindod Wells	Herefordshire	LD1 5HT	261176	306321	ounty of Herefordshi	Wednesday
Herefordshire FA	Mercia Athletic F.C.	224183	Colts	11437955	Playing Fields	Marden		Hereford	Herefordshire	hr1 3dw	247452	352132	ounty of Herefordshi	Saturday
Herefordshire FA	Mercia Athletic F.C.	224183	First	11299559	Playing Fields	Marden		Hereford	Herefordshire	hr1 3dw	247452	352132	ounty of Herefordshi	Saturday
Herefordshire FA	Misfits F.C.	217148	First	11201566	Roman Park	Creddenhill		Hereford	Herefordshire	hr4	243640	345560	ounty of Herefordshi	Sunday
Herefordshire FA	Nexus FC	230922	Nexus	11410608	King George V Playing Fields	St Martins		Hereford		HR2 7RQ	239397	350880	ounty of Herefordshi	Sunday
Herefordshire FA	Norfolk Athletic F.C.	227576	First	11353789	Newton Farm	Marcle Walk	Newton Farm	Hereford	Herefordshire	HR2 7RQ	239397	350880	ounty of Herefordshi	Sunday
Herefordshire FA	Orleton Colts F.C.	213811	First	11163596	Brimfield and Little Hereford Sports Club	Aynall Lane		Brimfields	Herefordshire	SY8 4BG	267709	354031	ounty of Herefordshi	Saturday
Herefordshire FA	Orleton Colts F.C.	213811	Reserves	11291165	Brimfield and Little Hereford Sports Club	Aynall Lane		Brimfields	Herefordshire	SY8 4BG	267709	354031	ounty of Herefordshi	Saturday
Herefordshire FA	Orleton (Sunday) F.C.	111562	First	11096401	Brimfield and Little Hereford Sports Club	Aynall Lane		Brimfields	Herefordshire	SY8 4BG	267709	354031	ounty of Herefordshi	Sunday
Herefordshire FA	Orleton Youth F.C.	44158	U11	11428341	Orleton Recreation Ground	Orleton		Orleton	Herefordshire	SY8 4HL	267333	349517	ounty of Herefordshi	Saturday
Herefordshire FA	Orleton Youth F.C.	44158	U12	11428337	Orleton Recreation Ground	Orleton		Orleton	Herefordshire	SY8 4HL	267333	349517	ounty of Herefordshi	Saturday
Herefordshire FA	Orleton Youth F.C.	44158	U13	11428335	Orleton Recreation Ground	Orleton		Orleton	Herefordshire	SY8 4HL	267333	349517	ounty of Herefordshi	Sunday
Herefordshire FA	Orleton Youth F.C.	44158	U16	11428374	Orleton Recreation Ground	Orleton		Orleton	Herefordshire	SY8 4HL	267333	349517	ounty of Herefordshi	Sunday
Herefordshire FA	Orleton Youth F.C.	44158	U8	11428367	Orleton Recreation Ground	Orleton		Orleton	Herefordshire	SY8 4HL	267333	349517	ounty of Herefordshi	Saturday
Herefordshire FA	Orleton Youth F.C.	44158	U9	11428346	Orleton Recreation Ground	Orleton		Orleton	Herefordshire	SY8 4HL	267333	349517	ounty of Herefordshi	Saturday
Herefordshire FA	Pegasus F.C.	44082	First	10922540	Marden Playing Fields	Marden		Hereford	Herefordshire	241702	351350	351350	ounty of Herefordshi	Saturday
Herefordshire FA	Pegasus Juniors F.C.	43876	First	10922334	Old School Lane	Old School Lane		Hereford	Herefordshire	HR1 1EX	241794	351269	ounty of Herefordshi	Saturday
Herefordshire FA	Pegasus Youth F.C.	44276	Floodlit	11418401	Pegasus FC	Old School Lane		Hereford	Herefordshire	HR1 1EX	241794	351269	ounty of Herefordshi	Thursday
Herefordshire FA	Pegasus Youth F.C.	44276	U10 Juniors	11418596	Pegasus FC	Old School Lane		Hereford	Herefordshire	hr1 1ex	241794	351269	ounty of Herefordshi	Saturday
Herefordshire FA	Pegasus Youth F.C.	44276	U11	11431385	Pegasus FC	Old School Lane		Hereford	Herefordshire	HR1 1EX	241794	351269	ounty of Herefordshi	Sunday
Herefordshire FA	Pegasus Youth F.C.	44276	U11 Colts	11418593	Pegasus FC	Old School Lane		Hereford	Herefordshire	hr1 1ex	241794	351269	ounty of Herefordshi	Saturday
Herefordshire FA	Pegasus Youth F.C.	44276	U11 Jets	11418594	Pegasus FC	Old School Lane		Hereford	Herefordshire	hr1 1ex	241794	351269	ounty of Herefordshi	Saturday
Herefordshire FA	Pegasus Youth F.C.	44276	U11 Juniors	11418592	Marden Playing Fields	Marden		Hereford	Herefordshire		241702	351350	ounty of Herefordshi	Saturday
Herefordshire FA	Pegasus Youth F.C.	44276	U12 Juniors	#MULTIVALUE	Pegasus FC	Old School Lane		Hereford	Herefordshire	hr1 1ex	241794	351269	ounty of Herefordshi	Saturday
Herefordshire FA	Pegasus Youth F.C.	44276	U13	11431394	Pegasus FC	Old School Lane		Hereford	Herefordshire	HR1 1EX	241794	351269	ounty of Herefordshi	Sunday
Herefordshire FA	Pegasus Youth F.C.	44276	U13 Colts	11418445	Pegasus FC	Old School Lane		Hereford	Herefordshire	hr1 1ex	241794	351269	ounty of Herefordshi	Sunday
Herefordshire FA	Pegasus Youth F.C.	44276	U14 Colts	11455333	Pegasus FC	Old School Lane		Hereford	Herefordshire	HR1 1EX	241794	351269	ounty of Herefordshi	Sunday
Herefordshire FA	Pegasus Youth F.C.	44276	U14 Juniors	11359495	Pegasus FC	Old School Lane		Hereford	Herefordshire	hr1 1ex	241794	351269	ounty of Herefordshi	Sunday
Herefordshire FA	Pegasus Youth F.C.	44276	U15	11431399	Pegasus FC	Old School Lane		Hereford	Herefordshire	HR1 1EX	241794	351269	ounty of Herefordshi	Sunday
Herefordshire FA	Pegasus Youth F.C.	44276	U15 Juniors	11418428	Burghill Playing Field	Redstone	Burghill	Hereford	Herefordshire	HR7 4HR	244500	347500	ounty of Herefordshi	Sunday
Herefordshire FA	Pegasus Youth F.C.	44276	U16 Pumas	11418396	Burghill Playing Field	Redstone	Burghill	Hereford	Herefordshire	HR7 4HR	244500	347500	ounty of Herefordshi	Sunday
Herefordshire FA	Pegasus Youth F.C.	44276	U18	11291454	Pegasus FC	Old School Lane		Hereford	Herefordshire	hr1 1ex	241794	351269	ounty of Herefordshi	Saturday
Herefordshire FA	Pegasus Youth F.C.	44276	u9 Juniors	11418595	Pegasus FC	Old School Lane		Hereford	Herefordshire	hr1 1ex	241794	351269	ounty of Herefordshi	Saturday
Herefordshire FA	Pencombe F.C.	43877	First	10922335	Gabbage Sports Ground	Pencombe		Hereford	Herefordshire	HR7 4RN	252744	359804	ounty of Herefordshi	Saturday
Herefordshire FA	Phoenix F.C.	44260	Disabled	11261845	Hereford Leisure Centre	Holmer		Hereford	Herefordshire		241550	350550	ounty of Herefordshi	Sunday
Herefordshire FA	Phoenix F.C.	44260	Disabled Res	11261846	Hereford Leisure Centre	Holmer		Hereford	Herefordshire		241550	350550	ounty of Herefordshi	Sunday
Herefordshire FA	Phoenix F.C.	44260	U13	11404543	Gorsty Lane	Gorsty Lane		Hereford	Herefordshire	HR1 1UN	239428	353322	ounty of Herefordshi	Sunday
Herefordshire FA	Phoenix F.C.	44260	U8	11404550	Broadlands Primary School	Prospect Walk	Tupstey,	Hereford	Herefordshire	HR1 1NZ	240738	352606	ounty of Herefordshi	Saturday
Herefordshire FA	Phoenix Sunday F.C.	213821	First	11163812	Hereford Leisure Centre	Holmer		Hereford	Herefordshire		241550	350550	ounty of Herefordshi	Sunday
Herefordshire FA	Plough F.C.	226966	First	11337226	King George V Playing Fields	St Martins		Hereford	Herefordshire	HR2 7RQ	239397	350880	ounty of Herefordshi	Sunday
Herefordshire FA	Real Toros F.C.	213993	First	11167137	The Abbey Park	Belmont Abbey		Hereford	Herefordshire	hr2 9sh	237799	347902	ounty of Herefordshi	Sunday
Herefordshire FA	Relentless F.C.	219591	First	11231612	Hereford Leisure Centre	Holmer Road		Hereford		hr4 9na	240893	350611	ounty of Herefordshi	Saturday
Herefordshire FA	Roebuck Inn FC	146519	First	11001976	Brimfield and Little Hereford Sports Club	Aynall Lane		Brimfields	Herefordshire	SY8 4BG	267709	354031	ounty of Herefordshi	Sunday
Herefordshire FA	Rose & Crown F.C.	43946	First	10922404	King George Playing Fields			Hereford	Herefordshire		226879	346299	ounty of Herefordshi	Sunday
Herefordshire FA	Rosey Athletic F.C.	227303	First	11345682	King George V Playing Fields	St Martins		Hereford		HR2 7RQ	239397	350880	ounty of Herefordshi	Sunday
Herefordshire FA	Ross Junior Adult Saturday F.C.	233298	First	11456240	Ross-on-Wye Sports Centre	Wilton Rd	Ross-on-Wye	Ross-on-Wye	Herefordshire		223907	359174	ounty of Herefordshi	Saturday
Herefordshire FA	Ross Junior Adult Saturday F.C.	233298	Reserves	11456242	Ross-on-Wye Sports Centre	Wilton Rd	Ross-on-Wye	Ross-on-Wye	Herefordshire		223907	359174	ounty of Herefordshi	Saturday
Herefordshire FA	Ross Juniors Adults F.C.	223673	First	11289292	Ross-on-Wye Sports Centre	Wilton Rd	Ross-on-Wye	Ross-on-Wye	Herefordshire		223907	359174	ounty of Herefordshi	Sunday
Herefordshire FA	Ross Juniors Adults F.C.	223673	Saturday	11413370	Ross-on-Wye Sports Centre	Wilton Rd	Ross-on-Wye	Ross-on-Wye	Herefordshire		223907	359174	ounty of Herefordshi	Saturday
Herefordshire FA	Ross Juniors Adults F.C.	223673	Saturday Res	11413371	Ross-on-Wye Sports Centre	Wilton Rd	Ross-on-Wye	Ross-on-Wye	Herefordshire		223907	359174	ounty of Herefordshi	Saturday

