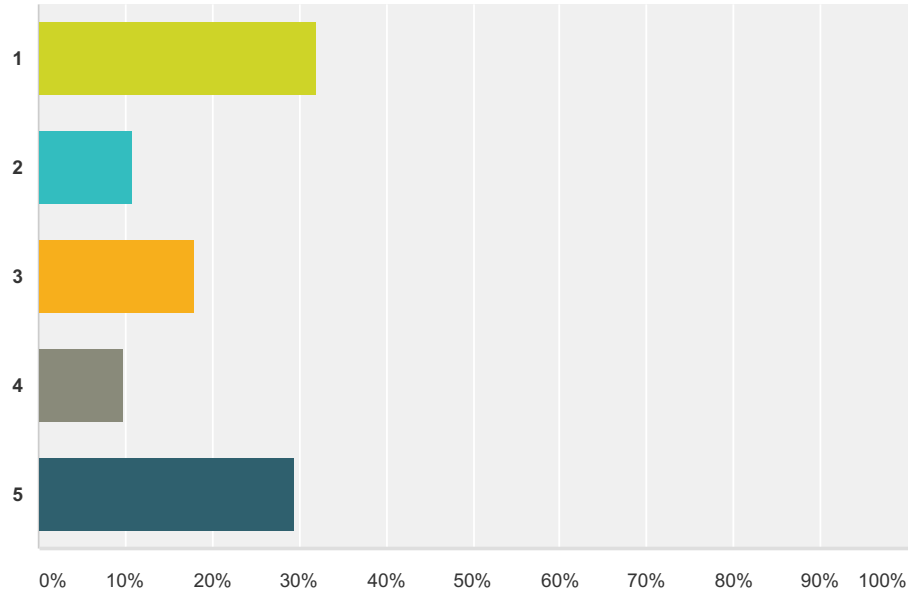


Q1 Enable economic growth - by building new roads linking new developments to the transport network and by reducing short distance car journeys. Please rate priority from 1-5 (1 being most important)

Answered: 194 Skipped: 11

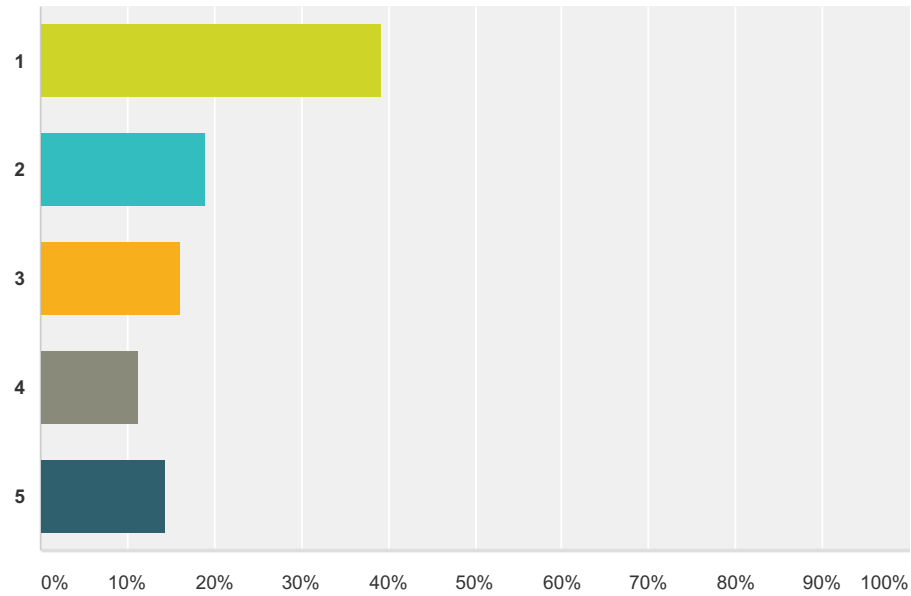


Answer Choices	Responses	Count
1	31.96%	62
2	10.82%	21
3	18.04%	35
4	9.79%	19
5	29.38%	57
Total		194

Q2 Provide a good quality transport network for all users – by being proactive in our asset management and by working closely with the public, Highways England and rail and bus companies.

Answered: 194 Skipped: 11

LTP Consultation

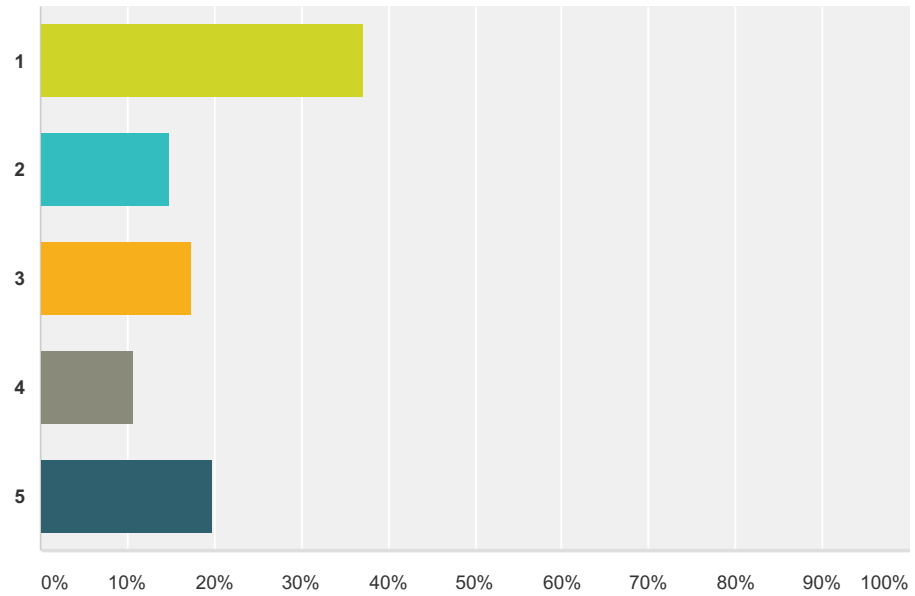


Answer Choices	Responses
1	39.18% 76
2	19.07% 37
3	15.98% 31
4	11.34% 22
5	14.43% 28
Total	194

Q3 Promote healthy lifestyles – by making sure new developments maximise walking, cycling and bus use, by delivering and promoting active travel schemes and by reducing short distance single occupant car journeys on our roads.

Answered: 196 Skipped: 9

LTP Consultation

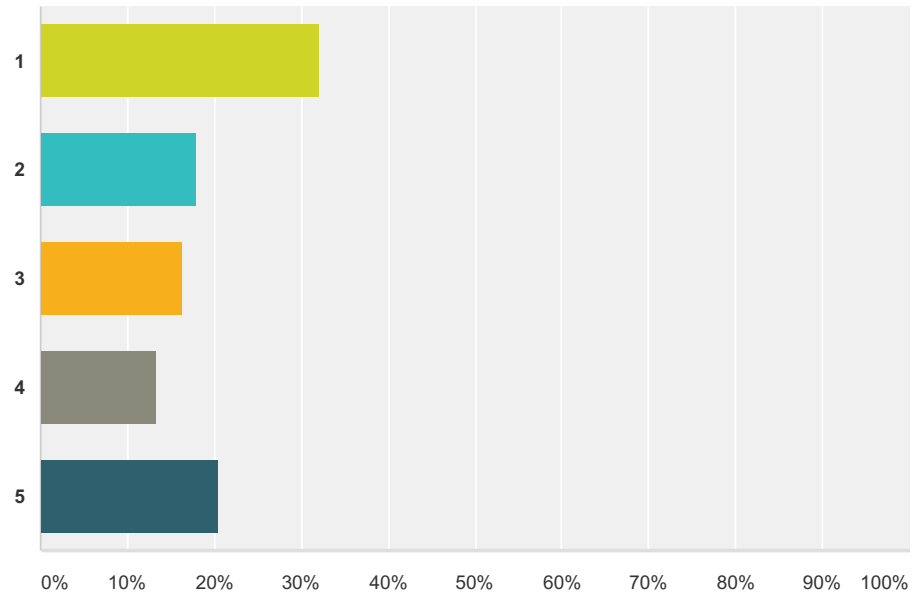


Answer Choices	Responses	
1	37.24%	73
2	14.80%	29
3	17.35%	34
4	10.71%	21
5	19.90%	39
Total		196

Q4 Make journeys easier and safer – by making bus and rail tickets compatible and easier to buy and use, by providing ‘real time’ information at well-equipped transport hubs, by improving signage to walking and cycling routes and by helping people feel safe during their journeys.

Answered: 196 Skipped: 9

LTP Consultation

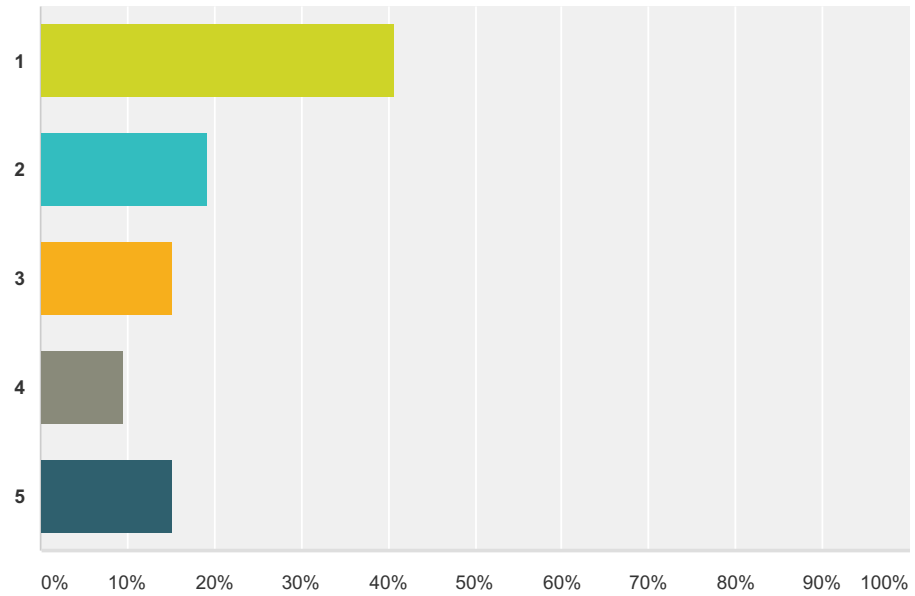


Answer Choices	Responses	
1	32.14%	63
2	17.86%	35
3	16.33%	32
4	13.27%	26
5	20.41%	40
Total		196

Q5 Ensure access to services for those living in rural areas – by improving the resilience of our road network and by working closely with all transport operators to deliver a range of transport options particularly for those without acar.

Answered: 197 Skipped: 8

LTP Consultation



Answer Choices	Responses
1	40.61% 80
2	19.29% 38
3	15.23% 30
4	9.64% 19
5	15.23% 30
Total	197

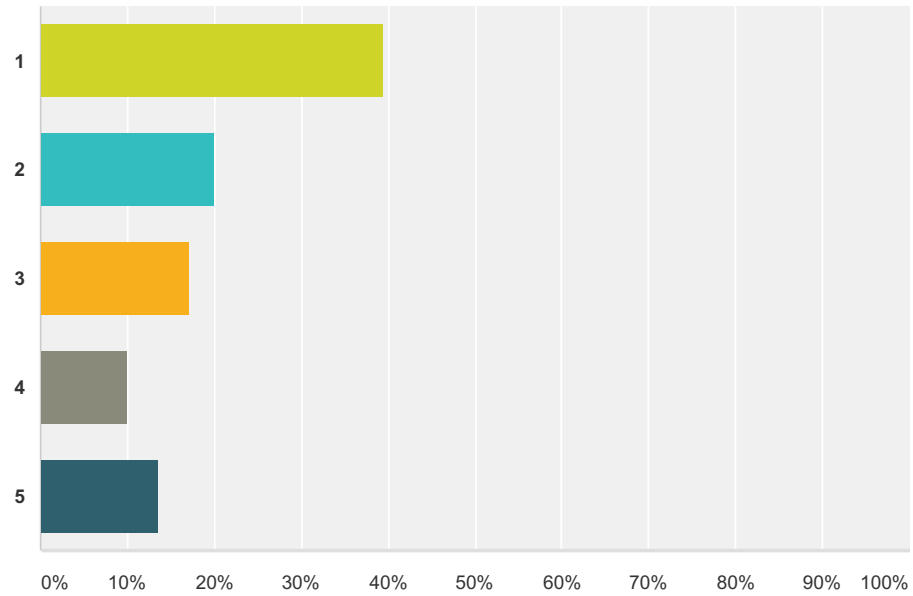
Q6 Do you have any further comments you would like us to consider?

Answered: 111 Skipped: 94

Q7 Capital Schemes Planned/structural maintenance £9.5M

Answered: 170 Skipped: 35

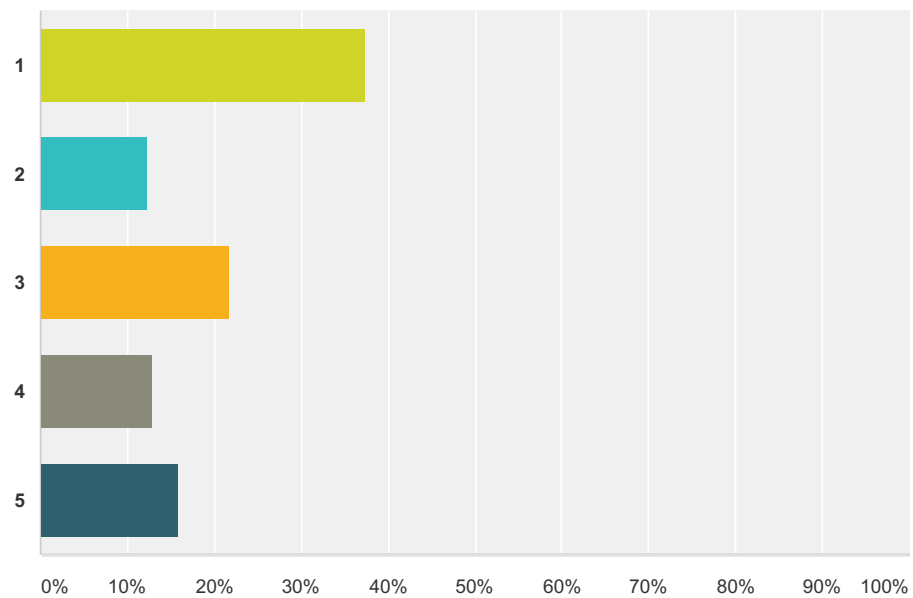
LTP Consultation



Answer Choices	Responses
1	39.41% 67
2	20.00% 34
3	17.06% 29
4	10.00% 17
5	13.53% 23
Total	170

Q8 Walking and cycling schemes £0.7M

Answered: 171 Skipped: 34

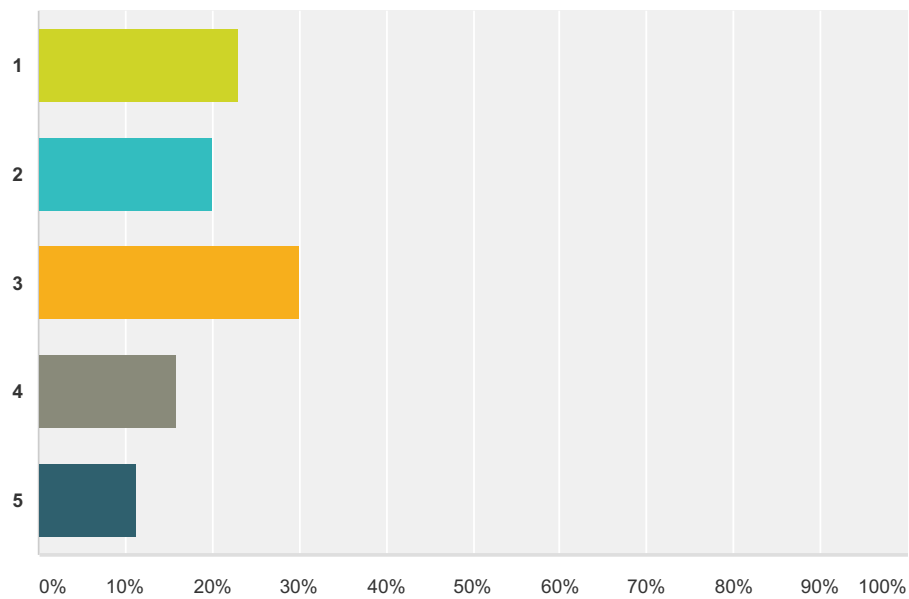


LTP Consultation

Answer Choices	Responses	
1	37.43%	64
2	12.28%	21
3	21.64%	37
4	12.87%	22
5	15.79%	27
Total		171

Q9 Public transport (shelters, kerbs etc.) £0.1M

Answered: 170 Skipped: 35

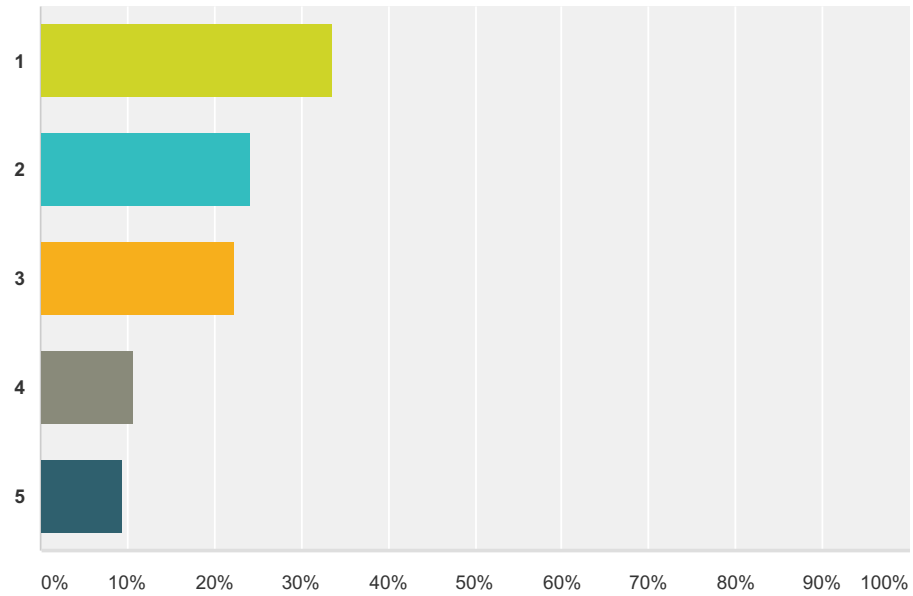


Answer Choices	Responses	
1	22.94%	39
2	20.00%	34
3	30.00%	51
4	15.88%	27
5	11.18%	19
Total		170

Q10 Road safety improvements and safer routes to school £0.4M

Answered: 170 Skipped: 35

LTP Consultation

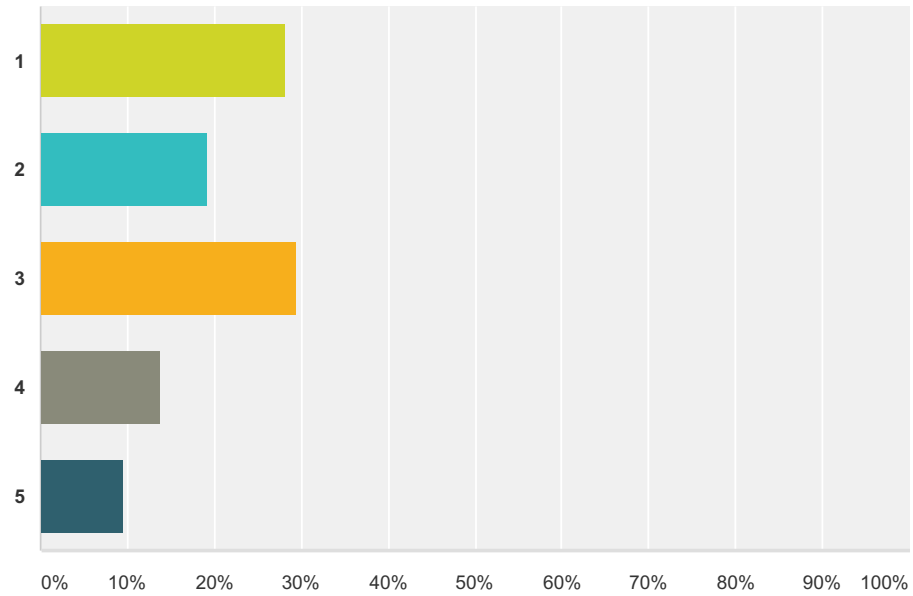


Answer Choices	Responses
1	33.53% 57
2	24.12% 41
3	22.35% 38
4	10.59% 18
5	9.41% 16
Total	170

Q11 Revenue schemes Reactive maintenance (highways, grounds, etc.) c. £6.5M/year

Answered: 167 Skipped: 38

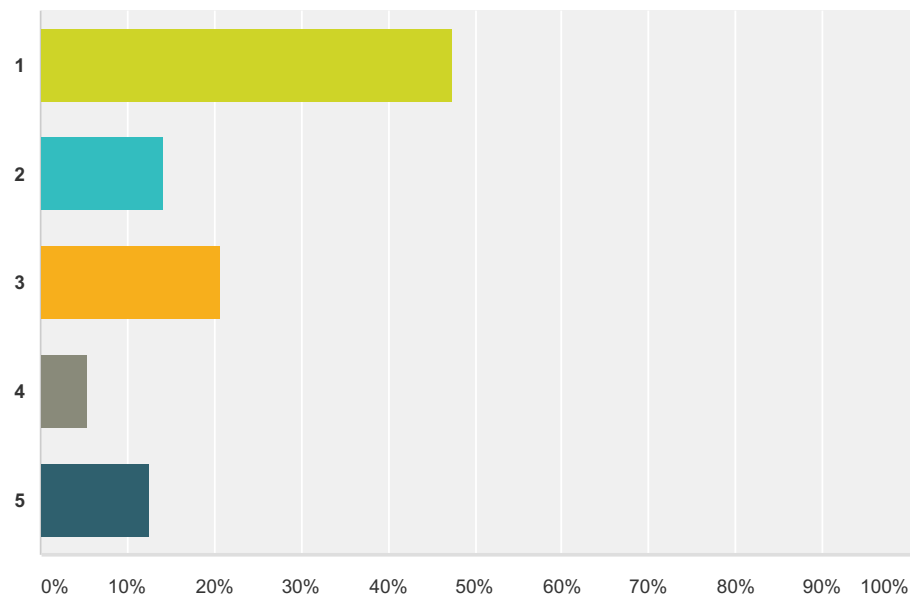
LTP Consultation



Answer Choices	Responses
1	28.14% 47
2	19.16% 32
3	29.34% 49
4	13.77% 23
5	9.58% 16
Total	167

Q12 Bus route subsidy/publicity c. £1.1M/year

Answered: 169 Skipped: 36

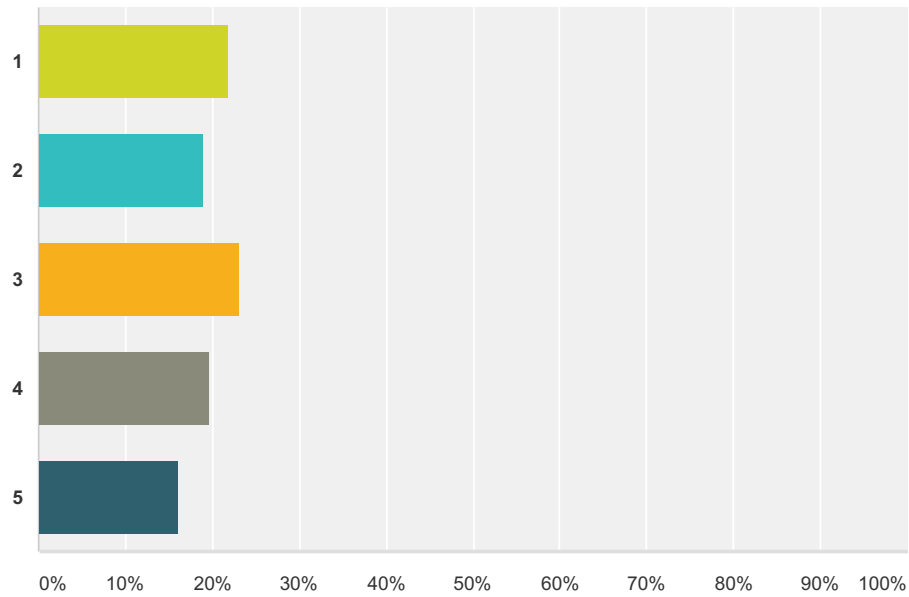


LTP Consultation

Answer Choices	Responses	
1	47.34%	80
2	14.20%	24
3	20.71%	35
4	5.33%	9
5	12.43%	21
Total		169

Q13 Concessionary transport c £1.3M/year

Answered: 168 Skipped: 37

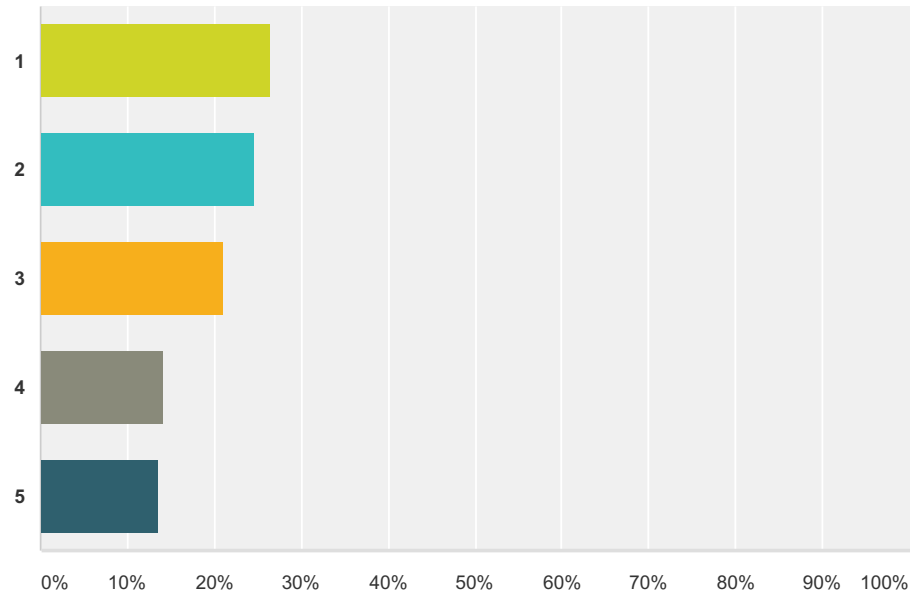


Answer Choices	Responses	
1	22.02%	37
2	19.05%	32
3	23.21%	39
4	19.64%	33
5	16.07%	27
Total		168

Q14 Road safety and sustainable transport promotions c £100k/year

Answered: 162 Skipped: 43

LTP Consultation



Answer Choices	Responses
1	26.54% 43
2	24.69% 40
3	20.99% 34
4	14.20% 23
5	13.58% 22
Total	162

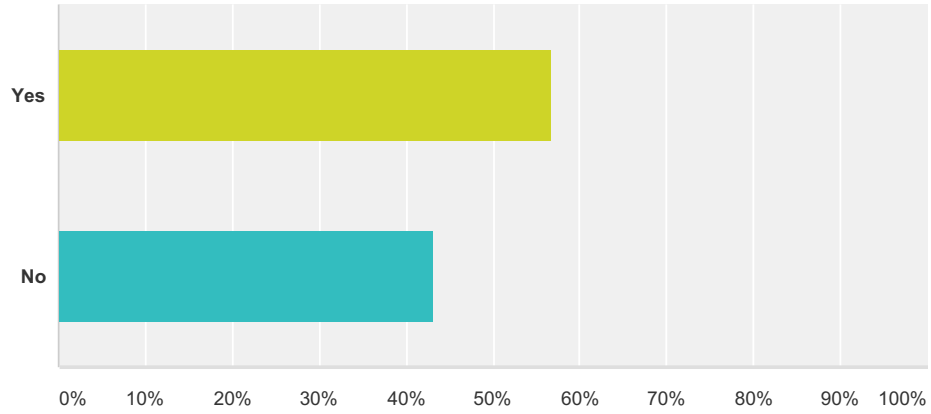
Q15 Do you have any further comments you would like us to consider?

Answered: 50 Skipped: 155

Q16 Do you agree with the approach taken for this SEA? If not, please explain why?

Answered: 102 Skipped: 103

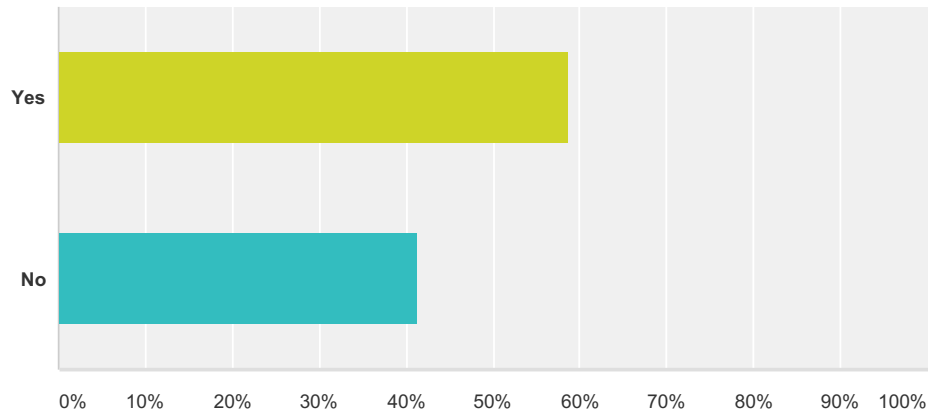
LTP Consultation



Answer Choices	Responses	Count
Yes	56.86%	58
No	43.14%	44
Total		102

Q17 Do you agree with the findings of the SEA? If not, please explain why?

Answered: 92 Skipped: 113



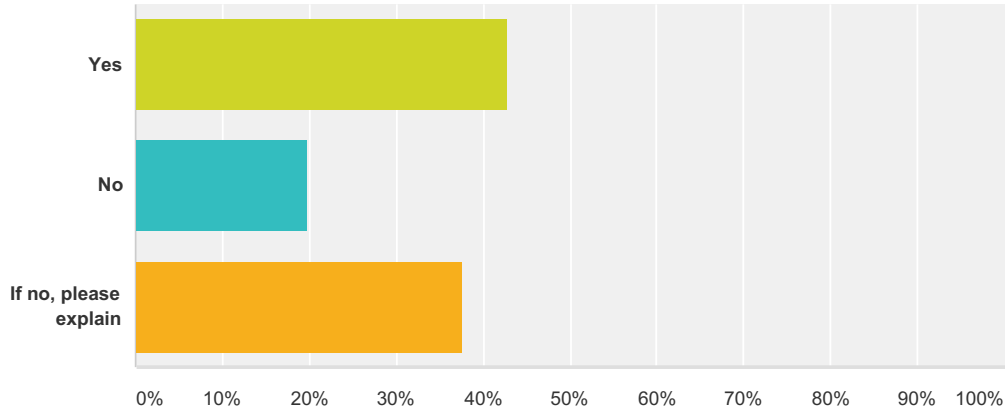
Answer Choices	Responses	Count
Yes	58.70%	54
No	41.30%	38
Total		92

Q18 Do you have any recommendation for further indicators or parameters to include in the monitoring framework of the SEA?

Answered: 31 Skipped: 174

Q19 Do you feel the performance indicators (Page 36 LTP4 strategy and delivery) will accurately reflect the true picture of Transport in Herefordshire? If no please explain why

Answered: 96 Skipped: 109



Answer Choices	Responses	
Yes	42.71%	41
No	19.79%	19
If no, please explain	37.50%	36
Total		96

Q20 Which of the policies or schemes identified in LTP 4 will be most beneficial to you?

Answered: 48 Skipped: 157

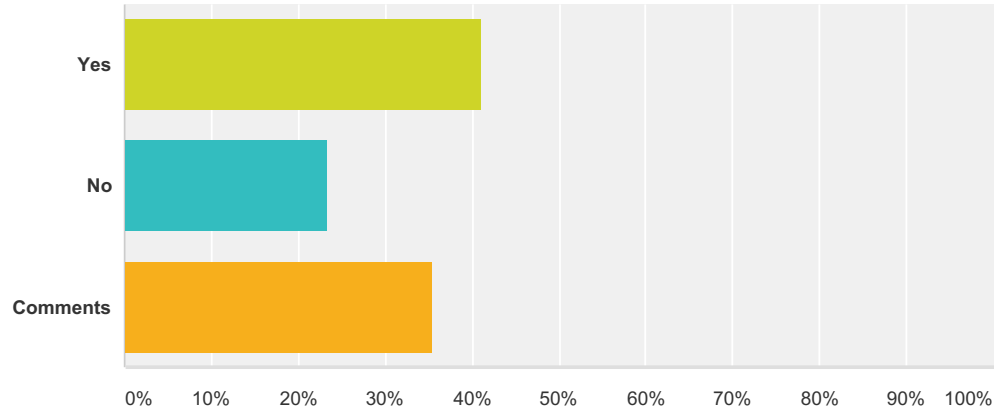
Q21 Do you feel you will be disadvantaged by the policies or schemes identified in LTP 4?

Answered: 50 Skipped: 155

Q22 Do you agree with the extent of the proposed strategic highway network.

Answered: 107 Skipped: 98

LTP Consultation



Answer Choices	Responses
Yes	41.12% 44
No	23.36% 25
Comments	35.51% 38
Total	107