


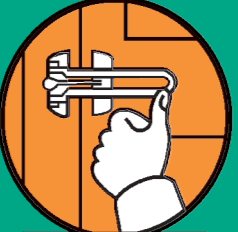
You can write your useful numbers on the reverse of this strip, tear it off and keep it in a handy place.

Home or away - keep all doors
LOCKED




STOP

Is anyone **EXPECTED?**
Back door **LOCKED?**



CHAIN

Put **CHAIN ON** before
opening the door.



CHECK

Ask for caller's **I.D.**
Check it by **PHONE.**

Other help and advice

We have produced more advice to help you live safely and securely in your home. The following people and organisations are also working together to help you.

Crime Prevention Officers

Your local crime prevention officer can give you more advice about door bars, chains and security around your home. Contact them at your local police station.

Local councils

Community safety, housing or social services or your health visitor can give you advice or even provide door bars.

Age Concern – a welfare organisation for older people, with offices across the country. They run projects in some areas to fit security devices in older people's homes. Look in your local phone book for your local centre or phone their national advice line free on **0800 00 99 66**. The line is open seven days a week from 7am to 7pm. If you are deaf or have hearing difficulties, you can contact the line through Typetalk.

Help the Aged – provide practical support to help older people live independent lives. They run a free national phone advice line –

SeniorLine – on **0800 800 6565**.

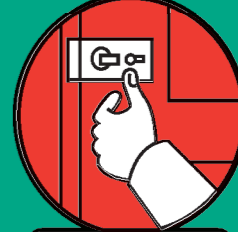
The line is open from 9am to 4pm, Monday to Friday. In some areas, Help the Aged run schemes that supply and fit home-security equipment. Phone **01255 473 999** for more information.

Neighbourhood Watch

Try to join (or set up) a Neighbourhood Watch, Home Watch scheme or Residents' Group. It's a good way of working together to make your community safer. (Contact your local crime prevention officer or community safety officer at your local council if you would like to set one up.) Or, if you are a member of your local Neighbourhood Watch, watch out for older people in your area. For more information contact the National Neighbourhood Watch Association. Phone **020 7772 3348** or find out more at www.neighbourhoodwatch.net


How to beat the bogus caller

Home or away - keep all doors
LOCKED




STOP

Is anyone **EXPECTED?**
Back door **LOCKED?**



CHAIN

Put **CHAIN ON** before
opening the door.



CHECK

Ask for caller's **I.D.**
Check it by **PHONE.**



How to beat the bogus caller

Most people who call at your home will be genuine. But sometimes, people turn up unannounced, with the intention of tricking their way into people's homes. They are known as 'distraction burglars' or 'bogus callers', whose only aim is to get into homes to distract people and steal their money or valuables. You should always be aware when someone you don't know calls at your door. By using the advice in this leaflet, you can protect yourself and vulnerable members of your family.



Bogus callers may be smartly dressed and claim to be from the council, the police, health organisations or gas, water or electricity companies. They can be convincing and persuasive. They may be men, women or even children. They may ask for a drink of water or to wash their hands. Some may be looking for a lost pet. In fact, people may use any story.

WORKING TOGETHER TO HELP YOU

Local councils, health workers, the police, and gas, water and electricity companies, with groups such as Age Concern and National Neighbourhood Watch, are all working together to reduce this crime even more.

Crime against older people is rare. The advice in this leaflet will help to protect you, your family and friends and stop this crime so you can live safely and securely in your home.



Remember though, most callers to your home will be genuine.

Electricity provider:

Gas provider:

Transco:

Water provider:

Local Police Station:

Trading Standards Officer:

Social services:

Council:

Doctor:

.....
.....
.....
.....
.....

They often use 'props' like an identity card or wear overalls with a company logo. If you are expecting the caller, remember to check their identification very carefully against the letter you have been sent or the password you have agreed before you let them in.



**And, if you are in any doubt,
keep them out!**

These official visitors should always arrange an appointment with you beforehand. If you are not expecting them and are alone, ask them to call back when you have someone with you.

**Do not keep large amounts of
money in your home.**

LOCK, STOP, CHAIN and CHECK

when someone calls to offer work.

If someone calls at your door and offers to do repairs to your home or asks to come in so they can show you the products they are selling:

LOCK: Keep your front and back doors locked, even when at home.

STOP: Before you answer, stop and think if you are expecting anyone. Check that you have locked any back door and taken the key out. Look through the spyhole or the window to see who it is.

CHAIN: If you decide to open the door, **put the door chain or bar on first.** Keep the bar or chain on while you are talking to the person on the doorstep. (Normally, when the door is shut and locked, leave the bar or chain off in case you need to get out in an emergency.)

CHECK: Check their details before you let them into your house. Do not agree to any work being done or sign a contract until after you have talked to someone else.

Bogus callers can also turn up as builders or gardeners and try to trick you into paying for unnecessary work.

You should never agree to having work done by someone who is just passing, or take their word that work needs to be done at all. Do not be pressured into paying them before they do any work. Do not accept any offer from them to drive you to the bank to withdraw the money. If you think work needs to be done, get quotes from other companies (two or three should be enough) and also ask a friend or relative for a recommendation. You can check whether the company is reputable by contacting your local council's trading standards office.



LOCK, STOP, CHAIN and CHECK

when someone calls for urgent help.


Some bogus callers call on older and vulnerable people saying they need help urgently. They may ask you to help them outside the house or ask to come in to make a phone call or have a glass of water.

LOCK: Keep your front and back doors locked, even when at home.

STOP: Before you answer, stop and think if you are expecting anyone. Check that you have locked any back door and taken the key out. Look through the spyhole or the window to see who it is.

CHAIN: If you decide to open the door, **put the door chain or bar on first.** Keep the bar or chain on while you are talking to the person on the doorstep. (Normally, when the door is shut and locked, leave the bar or chain off in case you need to get out in an emergency.)

CHECK: Only go to help them if you have someone else with you. Don't worry if you choose not to help – it is not rude or unfriendly.



Whether you are at home or away - keep your front and back doors locked.

LOCK, STOP, CHAIN and CHECK

when someone official calls at your door.

If someone who looks official calls at your door, always do the following.

LOCK: Keep your front and back doors locked, even when at home.

STOP: Before you answer, stop and think if you are expecting anyone. Check that you have locked any back door and taken the key out. Look through the spyhole or the window to see who it is.

CHAIN: If you decide to open the door, **put the door chain or bar on first.** Keep the bar or chain on while you are talking to the person on the doorstep. (Normally, when the door is shut and locked, leave the bar or chain off in case you need to get out in an emergency.)

CHECK: Ask for and carefully check their identity card, even if they have a prearranged appointment (all genuine callers will carry one). Do they look like the person on the card? Is the name the same one as that on your letter? Close the door while you do this. If you are not expecting them and they have not shown you an identity card, do not let them in until you have checked and double-checked that the caller is genuine.

You can do this in three ways.

- 1 Look up the phone number in the phone book and check it against the card the caller has given you. Do not be tempted to just ring the number on the card as it may be a fake.



- 2 Phone directory enquiries. It will help to check whether the company is genuine.
- 3 Look at a recent bill to check the phone number. You should also think about keeping a list of useful phone numbers, like gas, electricity and water services, in a handy place. Many now have free phone numbers to help you check the identity of their workers.



If you have any doubts,

keep them out!

If, after these checks, you have any doubts about the caller, especially if they came unannounced, tell them to call back later when someone can be with you. You can also tell them to contact you by letter to arrange a more convenient time.

Only let them in when you are absolutely sure that they are genuine.

Genuine callers will always be happy to make an appointment to call and will carry an identity card with a photograph. They won't mind waiting if you want to phone and confirm their identity or want to rearrange the appointment.

REPORT BOGUS CALLERS

Bogus callers sometimes work in pairs or even teams. They are often well organised. One will distract the person while the other searches the house for money or other valuables. They can be men, women or children (or often a combination). Watch out for anyone who says they are in a hurry. Don't let them pressure or confuse you.

If you think a bogus caller has called at your door, report it to the police immediately – dial 999 and tell them what has happened. Try to give the police a description of the person. While they are on their way, tell a neighbour, caretaker or Neighbourhood Watch representative just in case they try at other homes in the area. The earlier the police know that bogus callers are working in the area, the quicker they can investigate.



If you let someone into your home, even if you know them, and you become uncomfortable, make excuses and leave. Go to a neighbour's house or ask a friend to come back with you. If you have a community alarm use it.

DOOR BARS and CHAINS

If you haven't already got a door bar or chain fitted, you should think about getting one. A door bar only costs a few pounds and is easier to use than a chain.

If you have a PVC door, bars can sometimes be difficult to fit. Check with the manufacturer before you buy a PVC door, and always ask for a bar to be fitted.

A door bar or chain acts as a useful barrier when talking to unexpected callers. It is a worthwhile investment.

Only put your door bar or chain on when you answer the door. Don't keep it on all the time in case you need to get out in an emergency.



PASSWORDS

The gas, water and electricity companies, and some councils, now have a password system for older and vulnerable customers. Customers give the company a word which is confidential to them and the company. When their representative calls, they will be expected to tell the customer the password to prove they are genuine. Many companies offer special services to help you even more. Please contact your gas, water and electricity suppliers, or other utilities, to find out more.

